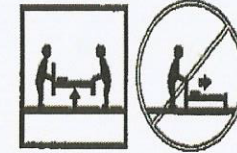
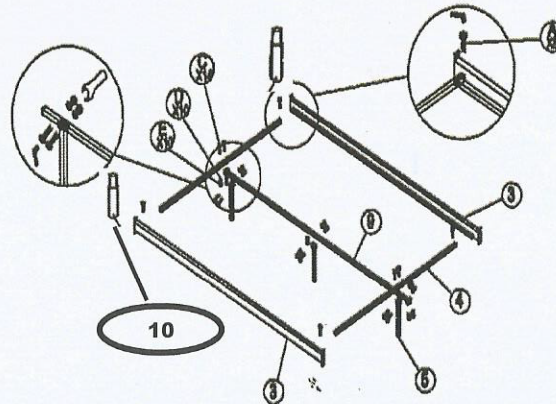


ASSEMBLY INSTRUCTION

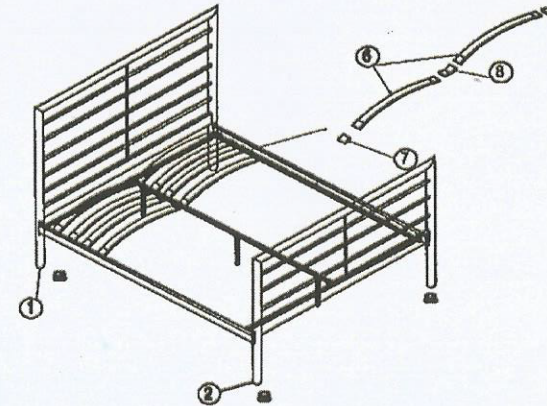


PART LIST		
NO	DESCRIPTION	QTY
1	HEADBOARD	1 PCS
2	FOOTBOARD	1 PCS
3	SIDE RAIL	2 PCS
4	CROSS BAR	2 PCS
5	SUPPORT LEG	3 PCS
6	BENDWOOD SLAT	26 PCS
7	END CAP	26 PCS
8	MIDDLE CAP	13 PCS
9	CENTRE BAR	1 PCS
10	HEADBOARD JOIN	2 PCS

STEP 1



STEP 2



PART LIST		
NO	DESCRIPTION	QTY
A	JCBC (M6 X 20)	6 pcs
B	JCBC (M6 X 35)	14 PCS
C	M6 WASHER	12 PCS
D	M6 HEXNUT	12 PCS
E	M4 ALLENKEY	1 PC
F	M10 WRENCH	1 PC
G	38 MM ROUND CAP	4 PCS
H	JCBC (M6 X 50)	2 PCS

FULL SET UP

