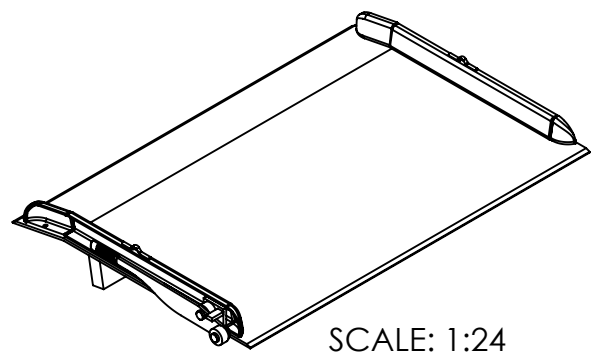
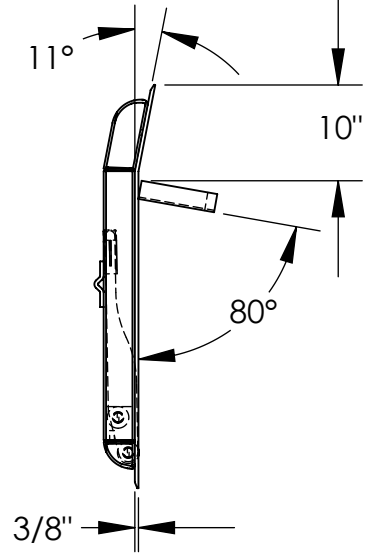
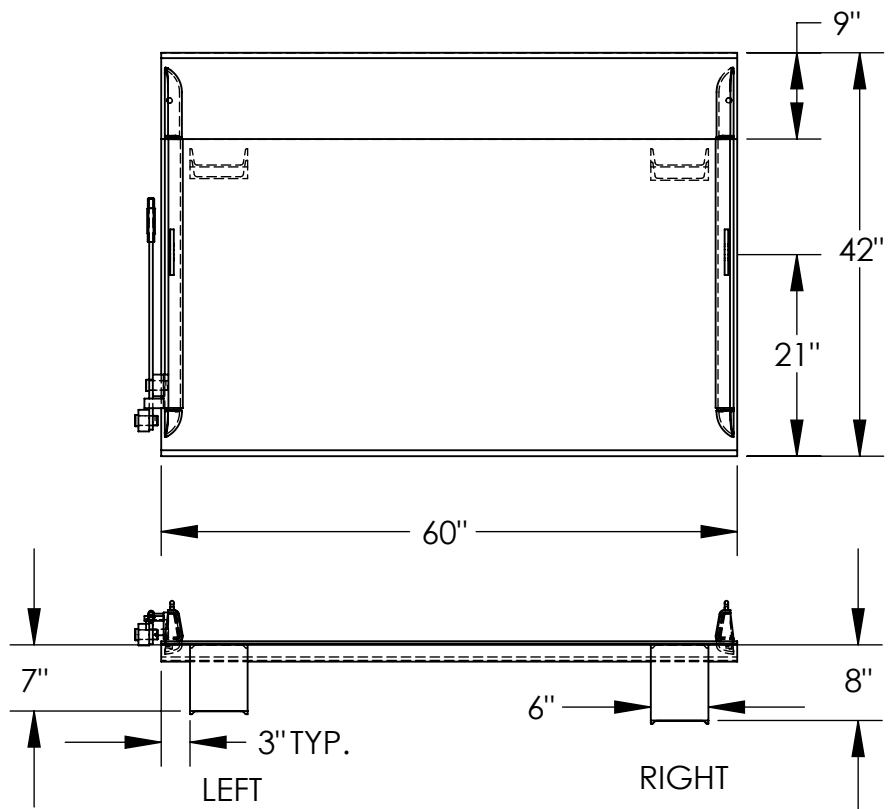


# STEEL TRUCK DOCKBOARD - TS-15-6042

APPROX WEIGHT: 313.45 lbs.  
DOES NOT INCLUDE WEIGHT OF POWER OR PACKAGING!!!

\*\*\* ANY ADDITIONS, DELETIONS, OR OMISSIONS MUST BE CORRECTED ON THIS DRAWING AS THIS DRAWING WILL BE CONSIDERED ALL INCLUSIVE \*\*\*  
ALL GRAPHICS PROVIDED ARE FOR REFERENCE ONLY. IF CERTAIN DIMENSIONS ARE CRITICAL PLEASE VERIFY THOSE DIMENSIONS WITH YOUR SALESPERSON



SCALE: 1:24

## STANDARD FEATURES

- MODEL NUMBER: TS-15-6042
- CAPACITY: 15,000 LBS
- OVERALL WIDTH: 60"
- OVERALL LENGTH: 42"
- DOCKPLATE THICKNESS: 3/8"
- LEVER LIFT IS STANDARD
- LOCKING LEGS ARE 6" WIDE
- RIGHT LEG LENGTH IS 8"
- LEFT LEG LENGTH IS 7"
- CROWN IS 11° & 9" FROM EDGE

## SPECIAL FEATURES NONE

## \*OPTIONAL SPECIAL FEATURES

- OPTIONAL 2 PINS (10-112-001) & 2 CHAINS (1/4" CHAIN, 1,200 LBS 36" LONG, W/HOOK)
- \*AVAILABLE AT AN ADDITIONAL COST*

A P P R O V A L	I, THE UNDERSIGNED, AGREE THAT THE PRODUCT AS REPRESENTED SATISFIES DESIGN AND DIMENSION REQUIREMENTS. I ALSO ACKNOWLEDGE MY DUTY TO CONFIRM PRODUCT AND INSTALLATION COMPLIANCE WITH ALL APPLICABLE FEDERAL, STATE AND LOCAL REGULATIONS AND STANDARDS.	
	<b>ALL SPECIAL UNITS ARE NON-RETURNABLE</b>	
	[ ] As drawn      [ ] As marked	
Signed: _____		Date: _____
LEAD TIME WILL START UPON RECEIPT OF SIGNED APPROVAL DRAWING		

DISTRIBUTOR'S NAME:		P.O.#
VESTIL MANUFACTURING		X
DRAWN BY:	DATE:	W.O.#
ADL	12/21/05	X
REFERENCE:	SCALE:	FILE NAME:
X	1:20	10-007-036
QUOTED LEAD TIME:	QUOTE #	
X	X	