


# CHAIR WITH OTTOMAN



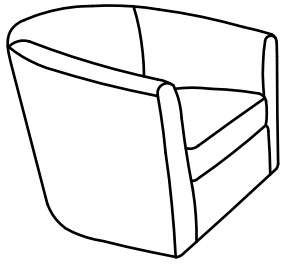
## **ASSEMBLY INSTRUCTIONS**

---

We have designed our furniture with you , the customer in mind . Our clear , easy to follow , step by step instructions will guide you through the project from start to finish . Feel confident that this will be a fun and rewarding project . The final product will be a quality piece of furniture that will go together smoothly and give years of enjoyment .

---

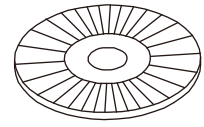
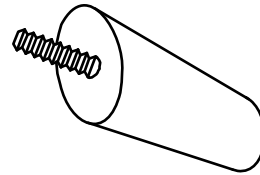
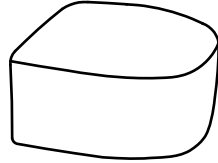
## Panel List



1

2

A



Chair and Ottoman (1pc)

Foot (8pcs)

Washer (8pcs)

### Step 1

\*Assemble unit on carpet or soft surface.

1.Screw feet ② into chair and ottoman ① using washers (A).

2.Enjoy !

