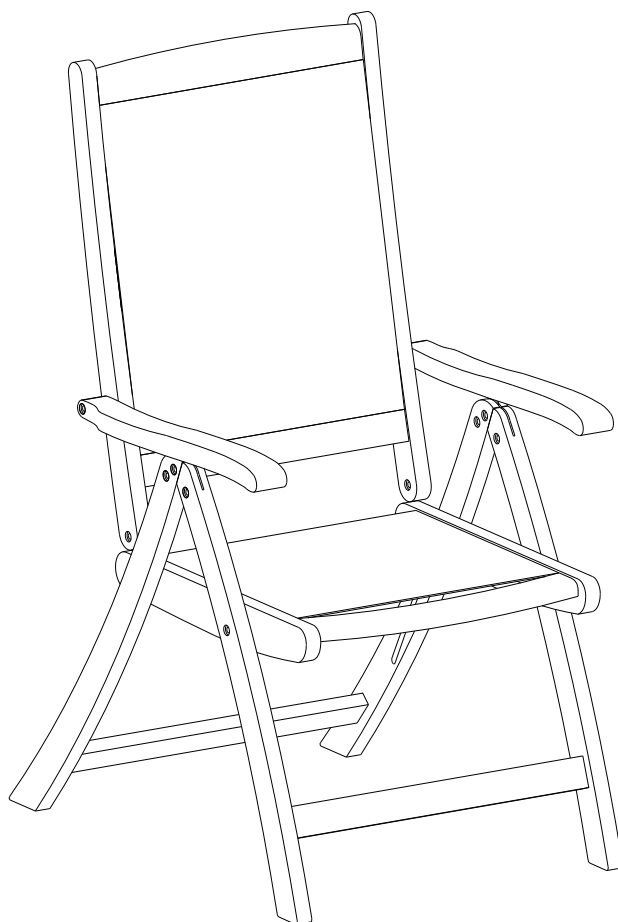


FSC 1 MINK GREY RECLINER CHAIR

Instruction Manual

Product size:

H1090 x W755 x D585mm



FSC EUCALYPTUS

FSC 1 MINK GREY RECLINER CHAIR

Instruction Manual

IMPORTANT! RETAIN THESE INSTRUCTIONS FOR FUTURE REFERENCE

Warnings

See enclosed instructions for assembly, safety and care information.

Failure to follow the warnings could result in serious injury. Ensure that this product is fully assembled as illustrated before used.

This product should only be used on firm, level ground. Keep hands away from folding mechanisms to prevent possible entrapment or injury.

This item is intended for max use 120 kgs, do not exceed this weight.

Do's

When you are ready to start, make sure that you have the right tools, plenty of space and a clean, dry area for assembly.

Unwrap all packing materials and place the components on top of the carton box or on a clean floor to prevent it from scratching.

Check all screws or bolts are tightened and inspect regularly.

Make sure the legs remain in contact with the ground.

We recommend the use of furniture covers to protect your product when not in use.

During bad weather and winter months the product should be stored in a cool dry place. Before storage ensure that it is clean and dry.

Timber is a natural product and contains coloured resins which may initially bleed out of the timber when its gets wet. Therefore we recommend that care is taken to protect patios and decking from possible staining where the product comes into contact with the ground. The furniture will stabilise in its environment after the first few times it gets wet.

Wood is a natural material whose appearance will deteriorate when left outside. A surface coating is vital in protecting it from premature darkening, or splitting, when exposed to the weather. The finish should be regularly maintained to ensure that the wood is protected from moisture and the furniture continues to look at its best.

This product has been treated with furniture oil during manufacture and the wood requires further treatment before being left out side. When applying furniture oil particular care should be given to the end grain and any joints or crevices, please note that is the products needs to be put together the first coat should be applied to all wood surfaces before assembly.

To prolong the life of this wooden furniture, it should be protected from severe weather and stored under cover during winter. A liberal coating of furniture oil should be given to the furniture before it is laid up, and again when it is removed from storage.

Should you choose not to treat your furniture, then it will turn a greyish colour and develop cracks. Light sanding can restore the original colour after which furniture oil can be regularly applied in accordance with the instructions above.

To clean wipe with a sponge and warm soapy water then wipe with a dry, clean cloth

Don'ts

Do not use power tools to construct this product.

Do not tighten screws until fully assembled.

Do not overtighten screws or bolts.

Do not use this product if parts are missing, damaged or worn.

Do not stand on the product.

Do not sit on the arms of the product.

Never use a pressure hose or washer to clean the product

Never use scourers, abrasives or chemical cleaners.

Number of people required to assemble

One person to fold/unfold and lift the chair into position

Time to assemble

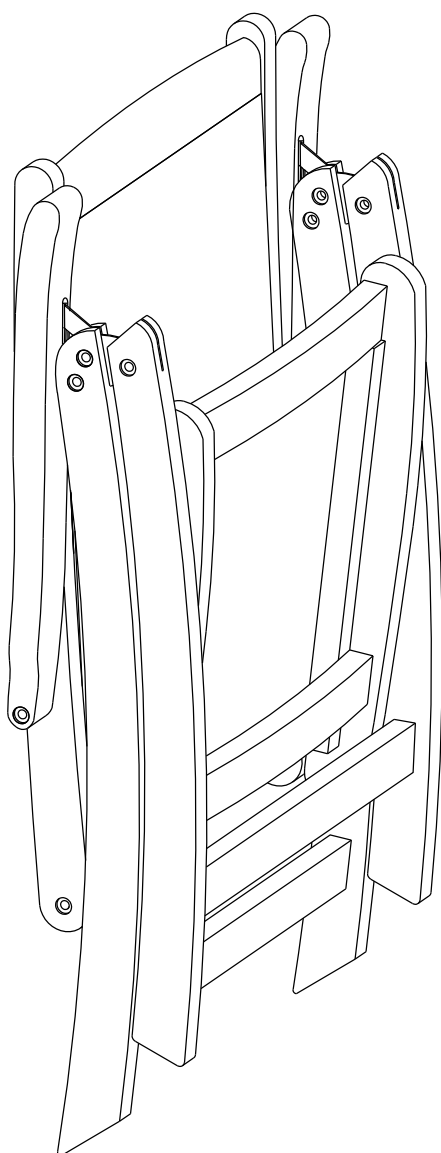


5 minutes

FSC 1 MINK GREY RECLINER CHAIR

Instruction Manual

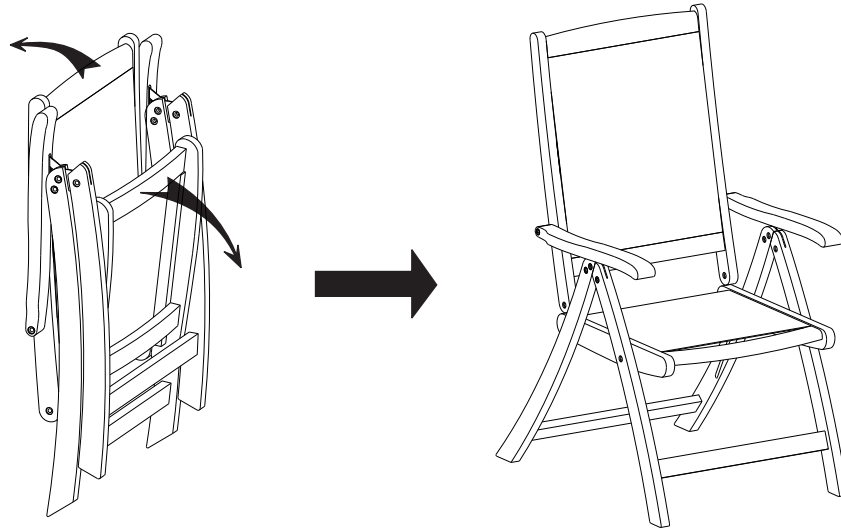
Getting to know your product



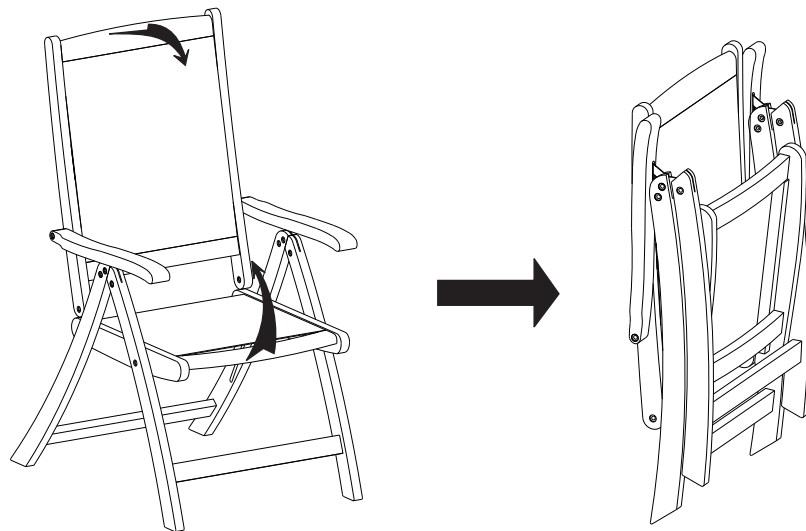
FSC 1 MINK GREY RECLINER CHAIR

Assembly Instructions

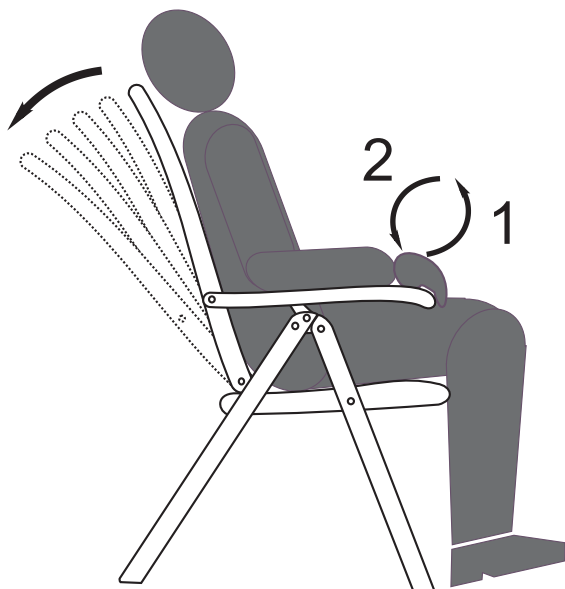
1
Open
the
chair



2
Fold
the
chair



3
To recline the chair: keep the arms of the chair lifted when moving forward (1) then move back and stop in the required position (2)



Keep fingers away from folding mechanism.

