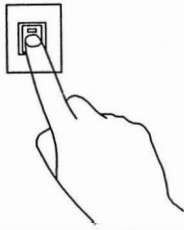


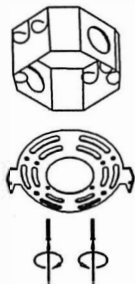
Installation Instruction

1.



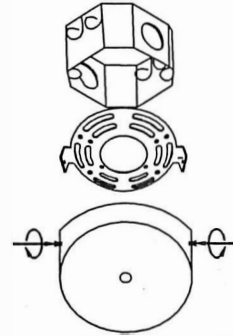
turn off the power

2.



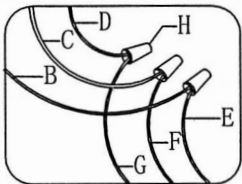
install mounting bracket

5.



Screw the chassis to the mounting
plate to Mounting bracket

3.

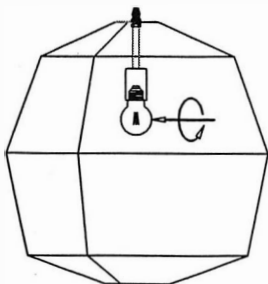


Wire connection

B-Black wire(L)from junction box
C-White wire(N)from junction box
D-Green wire/bare copper(G)
from junction box
E-Black wire(L)from fixture
F-White wire(N)from fixture
G-Green wire/bare copper from fixture
H-wire connector x 3

Conect wires

4.



Install bulb

D20" H20"

