





Installation


To avoid scratches and swallowing parts, please do not install by children!

Hardware List		Hardware List	
	Ottoman	1	
	Sofa cover	1	
			
			1
			
			4

1



Secure the legs of the sofa.



2

Put on the sofa cover.

Suggestion: you'd better not remove the protective strip before finish putting the cover on.



Velcro

Protective strip

3

Finished.

