

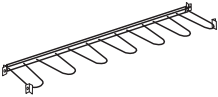
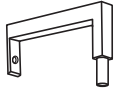







The Metal Shoe Rack

No.	Part	Pcs
A		1
B		1
C		1
D		2
E		2
F	 M6×12	8
G	 S4×30	4
H		4
I		1

