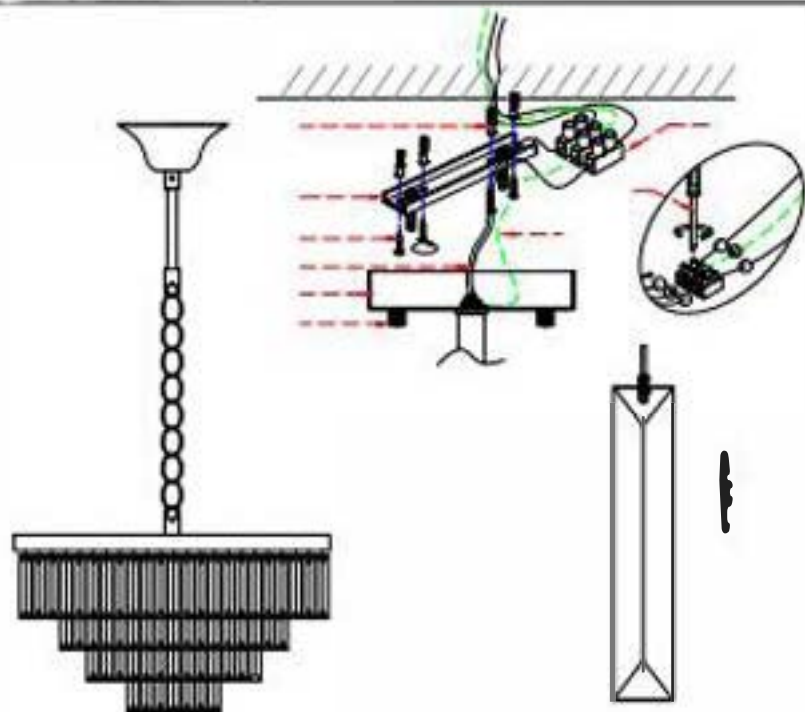




# installation instruction



## Installation Notes:

1. Input voltage: AC11-120V; E12X9; MAX10W/Per
2. First power on test, then install;
3. After fixing to the ceiling, suspend the crystal
4. It is forbidden to use in humid environment.

# Accessories description

Model		Qty
A		155
B		155