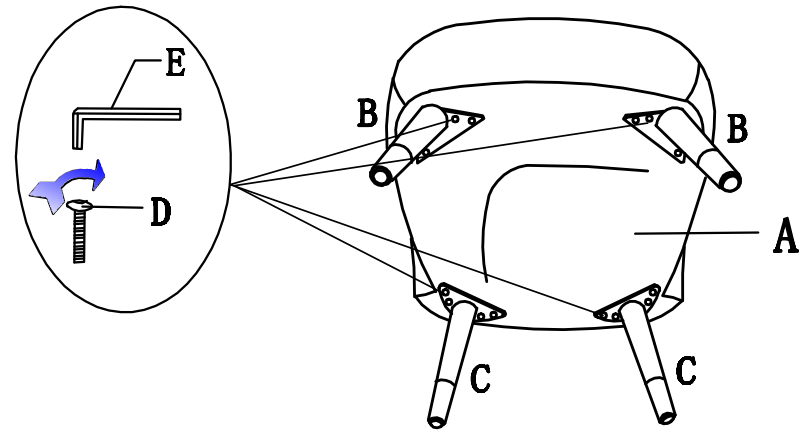



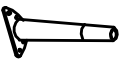





# ASSEMBLY INSTRUCTION



ITEM	PART	NAME	QUANTITY
(A)		SEAT	1
(B)		FRONT LEGS (LONG)	2
(C)		BACK LEGS (SHORT)	2
(D)		ALLEN KEY	1
(E)		BOLT	16



**NOTE:**

PLEASE PUT THE CHAIR ONTO A SOFT AND CLEAN SURFACE FOR ASSEMBLY.