







ASSEMBLY INSTRUCTION

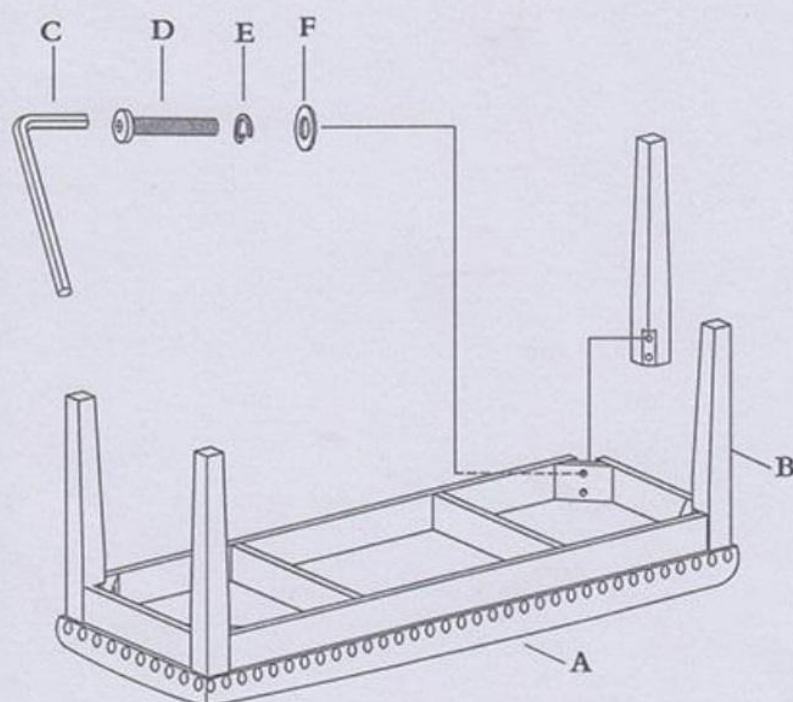
PARTS LIST

NO.	DESCRIPTION	SKETCH	QTY
A	SEAT		1PC
B	LEGS		4 PCS


HARDWARE LIST

NO.	DESCRIPTION	SKETCH	QTY
C	WRENCH 5MM		1 PC
D	BOLT $\Phi 5/16'' \times 2-1/4''$		8 PCS
E	FLAT WASHER 5/16''		8 PCS
F	LOCK WASHER 5/16''*22MM		8 PCS

STEP:1



STEP:2



Caution: Please do not tighten all bolts until the chair is completely assembled

MADE IN CHINA