

GREYFIELD

IN-WALL SHOWER VOLUME CONTROL HANDLE
SKU: 948555



FEATURES

- Shape: Round
- Handle Type: Lever
- Assembly Required: No
- Installation Type: Wall
- Metal Handle
- Mounting Hardware Included: Yes
- For Proper Installation, Requires Use of a
Thermostatic Valve and Trim
- Optional Rough-in Valve

SIGNATURE HARDWARE Lifetime Warranty

See website for detailed warranty information.

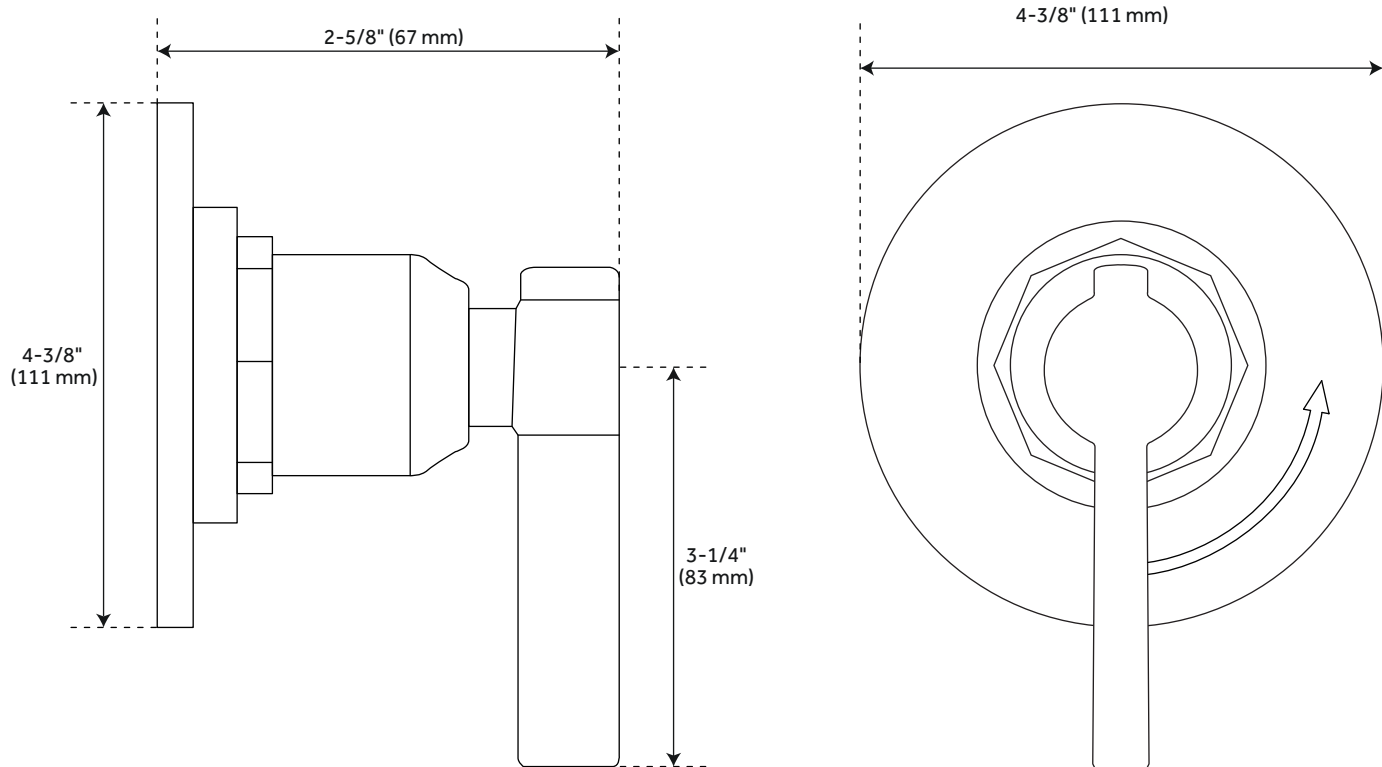
CONTENTS

VOLUME CONTROL	PAGE 2
VALVE	PAGE 3

GREYFIELD

IN-WALL SHOWER VOLUME CONTROL HANDLE

SKU: 948555



FEATURES

Material: Brass
Diameter: 4-3/8"
Depth: 2-5/8"
Wall Thickness Range: 1" to 1-3/4"

CODES/STANDARDS

cUPC
ASME A112.18.1/CSA B125.1
ICC/ANSI A117.1 (when installed according
to ADA standards)
Massachusetts Accepted

SIGNATURE HARDWARE LIFETIME WARRANTY

See website for warranty information



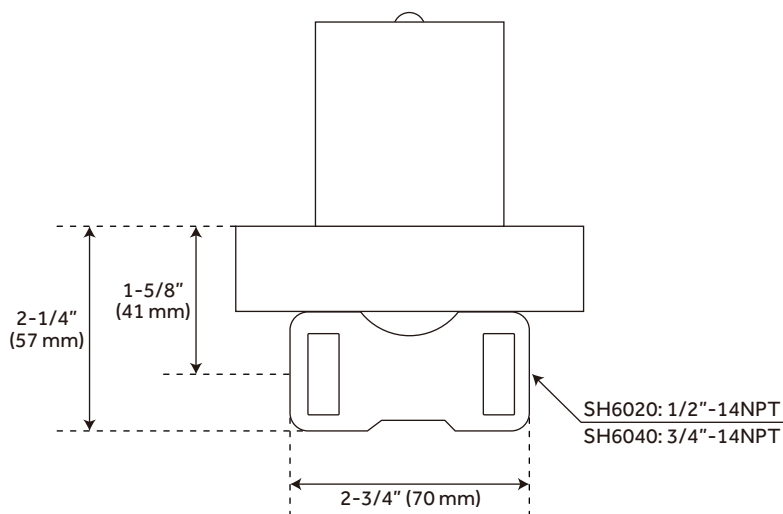
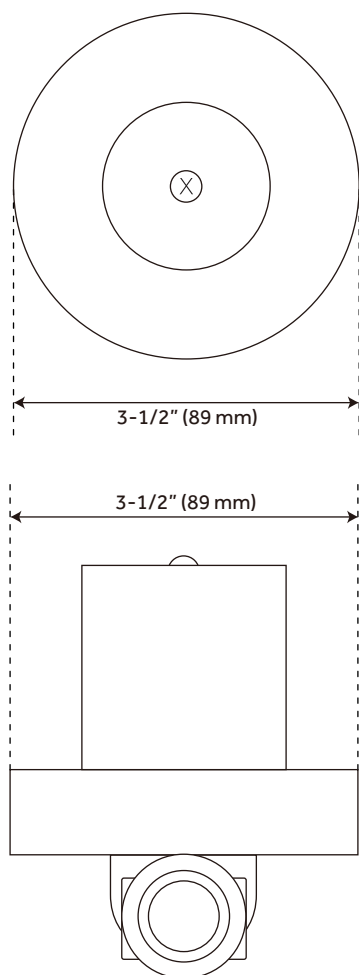
All dimensions and specifications are nominal and may vary. Use actual products for accuracy in critical situations.

PAGE 2
Code: SHGF9007CP/SHGF9007BN/SHGF9007PN

GREYFIELD

OPTIONAL VOLUME CONTROL VALVE WITH 1/2" -OR- 3/4" CONNECTION

SKU: 948555



FEATURES

Brass Valve Body
Ceramic Cartridge
Recommended Valve Installation
Depth 1-5/8" to 2-3/8"

CODES/STANDARDS

cUPC
ASME A112.18.1/CSA B125.1

SIGNATURE HARDWARE LIFETIME WARRANTY

See website for warranty information



All dimensions and specifications are nominal and may vary. Use actual products for accuracy in critical situations.

PAGE 3
Code: SH6020/SH6040