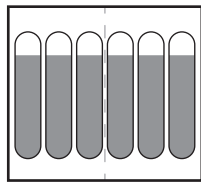


INSTRUCTIONS

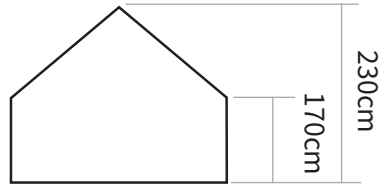
12X PVC INFLATABLE TENT

SIZE



400cm

300cm



230cm

170cm

ACCESSORY



Curtain
*1



Storage bag
*1



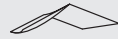
Steel Nail
*18



Wind rope
*10



Pressure
limiting pump
*1



Canopy
*1



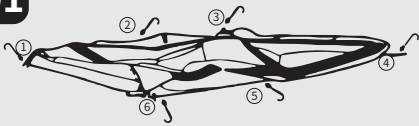
Landing pole
*2

ATTENTION

- Please check the manual carefully and make sure you have received all the parts.
- If there is any missing, please let us know the parts you need.
- If there is any damage, please send clear photos to us, we will check and offer you best solution soon.

INSTALLATION STEPS

01



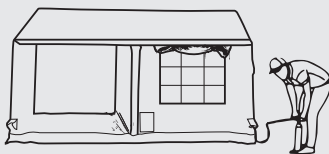
Unfold the tent and fix the 6 positions on the ground with steel nails

02



Connect the pump and nozzle to pump.

03



Pump for 3-5 minutes until the tent is fully open and the column is firm.

04



Put nails well, pull away the wind rope and secure it. The canopy and tent are linked by zippers.