



GLAZED CERAMIC

floor • wall • countertop

Imagine being whisked away to a distant Roman courtyard. That's the feeling evoked, with its travertine look and subtle, earthy hues. From floors to walls to mosaics in a variety of sizes and trim, this collection embodies the elegance you're looking for.



floor • wall • countertop

GLAZED CERAMIC

Field Tile



ALABASTER SANDS



WILLOW BRANCH



DORIAN GREY



TRUFFLE FIELD

Wall Tile



ALABASTER SANDS



WILLOW BRANCH



DORIAN GREY



TRUFFLE FIELD

Decorative Accents



UNIVERSAL DECORATIVE ACCENT

Mosaic



STRATFORD BLEND

CREATIVE IDEAS

Color



ALABASTER SANDS



WILLOW BRANCH



DORIAN GREY



TRUFFLE FIELD

Accent



SALERNO
UNIVERSAL
Decorative Accent



TUMBLER STONE
WALNUT
Rop Accent Strip



METAL SIGNATURES
AGED BRONZE
Floor/Wall Border



CASTLE DE VERRE
UNIVERSAL
Decorative Accent Strip

Pattern Ideas



BRICK PATTERN



GRID PATTERN



GRID PATTERN
WITH ACCENT



DIAMOND PATTERN

SIZES

		SQ.FT. CARTON	PCS. PER CARTON
18 x 18 Floor Tile	(17-7/8" x 17-7/8") (45.2 cm x 45.2 cm)	18.00	8
12 x 12 Floor Tile	(11-13/16" x 11-13/16") (30.0 cm x 30.0 cm)	11.00	11
10 x 14 Wall Tile	(9-27/32" x 13-31/32") (25.0 cm x 35.5 cm)	14.58	15
6 x 6 Wall Tile	(6" x 6") (15.2 cm x 15.2 cm)	12.50	50
2 x 9 Decorative Accent	(2-3/8" x 9-7/8") (6.03 cm x 25.08 cm)	--	10
2 x 2 Mosaic (Dot-mounted)	(Sheet 24" x 12") (60.96 cm x 30.48 cm)	24.00	12

RESIDENTIAL USAGE

FLOORS	WALLS	COUNTERTOPS	EXTERIOR PATIOS	EXTERIOR POOL DECKS
F*	W	C	EP**	

* Wall tile suitable on residential bathroom floors not subject to outside foot traffic.

** Suitable for exterior walls in non-freezing climates only when proper installation methods are followed.

COMMERCIAL USAGE – FLOOR/MOSAICS

	INTERIOR			EXTERIOR	
	RESIDENTIAL	LIGHT COMMERCIAL	COMMERCIAL	RESIDENTIAL	COMMERCIAL
Floors/Patios	✓	✓	✓	✓	
Walls/Backsplashes	✓	✓	✓	✓	✓
Countertops	✓	✓	✓	✓	✓
Pool Decking					
Pool Linings	✓	✓	✓	✓	✓

Suitable for non-freezing climates when proper installation methods are followed.

COMMERCIAL USAGE – WALL TILE

	INTERIOR			EXTERIOR	
	RESIDENTIAL	LIGHT COMMERCIAL	COMMERCIAL	RESIDENTIAL	COMMERCIAL
Floors/Patios	✓*				
Walls/Backsplashes	✓	✓	✓	✓	✓
Countertops	✓	✓	✓	✓	✓
Pool Decking					
Pool Linings					

Suitable for non-freezing climates when proper installation methods are followed.















*Residential bathroom floors only not subject to outside foot traffic (wall tile only).

NOTES

Since there are variations in all fired ceramic products, tile and trim supplied for your particular installation may not match these samples. Final color selection should be made from actual tiles and trim and not from tile and trim samples or color reproductions. Manufactured in accordance with ANSI A137.1 standards.

Water, oil, grease, etc. create slippery conditions. Floor applications with exposure to these conditions require extra caution in product selection. Not for use on ramps.

TRIM

TYPE	SIZE	PCS. PER CARTON
 Bullnose	3 x 12	22
 Bullnose	3 x 10	54
 Bullnose	6 x 6	50
 Surface Bullnose	2 x 6	100
 Radius Bullnose	2 x 6	100
 Bullnose Corner	6 x 6	50
 Bullnose Corner	3 x 3	32
 Surface Bullnose Outcorner	2 x 2	25
 Radius Bullnose Corner	2 x 2	200
 Mosaic Bullnose	2 x 2	108
 Counter Rail	2 x 6	36
 Quarter Round	1 x 6	152
 Counter Rail Corner	2 x 2	24
 Quarter Round Corner	1 x 1	40

SHADE VARIATION



INSTALLATION

THICKNESS	GROUT JOINT RECOMMENDATION
5/16" (Floor & Wall) 1/4" (Mosaic)	3/16" (Floor), 1/16" (Wall) and 1/8" (Mosaic)

SLIP RESISTANCE (WET) : 3

The higher the rating, the higher the slip resistance.

1 < .50

2 .50 - .59

3 ≥ .60

DURABILITY : 4

Floor wear resistance

1 Residential Bathrooms

2 All Residential Areas

3 All Residential / Light Commercial

4 All Residential / Commercial

TEST RESULTS (Floor tile only)

	ASTM#	FLOOR RESULT	WALL RESULT	MOSAIC RESULT
Water Absorption	C373	< 3.0%	< 20.0%	< 3.0%
Breaking Strength	C648	≥ 250 lbs	120-230 lbs	≥ 250 lbs
Scratch Hardness	MOHS	8.0	4.0-6.5	8.0
Chemical Resistance	C650	Resistant	Resistant	Resistant
Coefficient of Friction	C1028	Wet: ≥ 0.60 Dry: ≥ 0.65	Wet: < 0.50 Dry: ≥ 0.80	Wet: ≥ 0.60 Dry: ≥ 0.65

GLAZED CERAMIC



floor • wall • countertop



By their very design, these products can help make it easier for you to earn LEED™ points and/or points towards many industry leading green home building programs. From using recycled material content to establishing manufacturing facilities within 500 miles of your project, we help ensure you don't have to compromise your design to be environmentally conscious.



POST CONSUMER
RECYCLED MATERIALS



PRE CONSUMER
RECYCLED MATERIALS



EXTERIOR
PRODUCT