

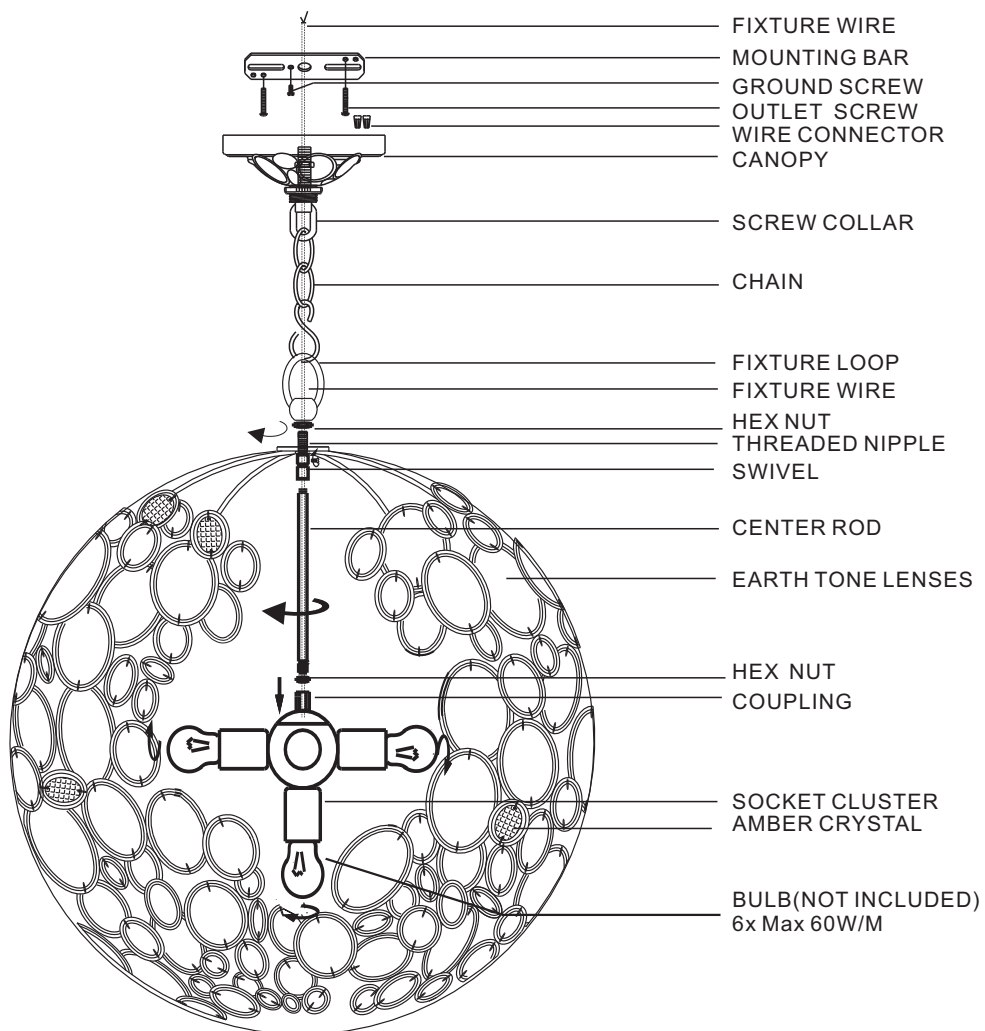
CRYST RAMA

1958

95 Cantiague Rock Road, Westbury NY 11590
 ph: 516.931.9090 fax: 516.931.1254
 info@crystorama.com . www.crystorama.com

ASSEMBLY INSTRUCTIONS FOR 529-GA

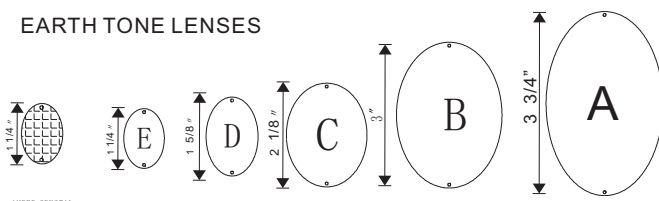
IMPORTANT
 TURN OFF THE POWER AT THE MAIN FUSE
 OR CIRCUIT BREAKER BOX
 BEFORE STARTING INSTALLATION



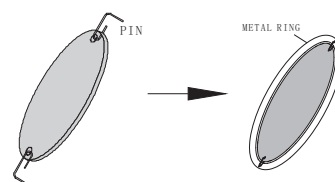
Please Note :

We have included extra lenses with each Palla Collection fixture.
 If needed, please reference the given illustration on how to replace the lenses.

EARTH TONE LENSES



EARTH TONE LENSES



2010-04