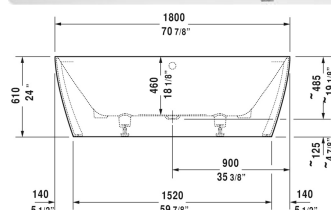
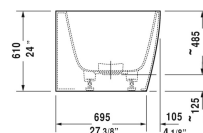
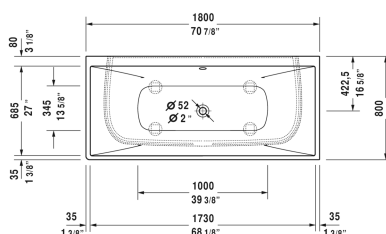


## DuraSquare Bathtub # 700429000000090

| < 70 7/8" Inch > |



Bathtub	Dimension	Weight	Order number
back-to-wall, with seamless panel and support frame, with two backrest slopes, cUPC® listed*, DuraSolid® A , Filling capacity 51.5 gal			
<b>Colors</b>			
00 White			
<b>Variant</b>			
Base tub	70 7/8" x 31 1/2" Inch	207.2 lb	700429000000090
<b>Infobox</b>			
* Complies with the following standards: CSA B45.5/IAPMO Z124			
<b>Suitable products</b>			
Tile flange ,			790112
Cable-driven waste and overflow brass,			790250
Drop-in drain (PVC), for all back-to-wall, corner and freestanding bathtubs, cUPC® listed*,			791281
Drop-in drain (ABS), for all back-to-wall, corner and freestanding bathtubs, cUPC® listed*,			791282

All drawings contain the necessary measurements which are subject to standard tolerances. They are stated in inch & mm and are non-binding. Exact measurements, in particular for customized installation scenarios, can only be taken from the finished ceramic piece.