

# ASSEMBLY INSTRUCTIONS

## Disclaimer:

Thank you for your purchase. Please read carefully and keep these instructions, as you may need them later. We suggest installation by a **licensed electrician**.

Beware of potential electrical shock! Before installing the fixture or removing any other light already present, please turn off the main power at the circuit breaker.

If your product contains glass items, please handle with care, as glass is fragile and can lead to injuries if handled incorrectly.

Please keep in mind that the warnings and instructions present in this document are not meant to cover and prevent all possibilities and situations that could lead to injury or damage. It is the responsibility of the end-user to exercise caution and common sense when handling and installing the product.

All electrical connections must be made by qualified personnel in accordance with the National Electrical Code.

Please refer to the table below for electrical connections:

### Fixture wire markings:

"L" Live wire (Black or Brown)

"N" Neutral wire (White or Blue)



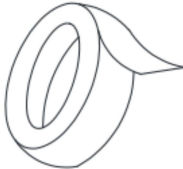


"⊕" Ground wire (Bare copper or Green)

### AC power equivalent:

"L" Live wire (Black)

"N" Neutral wire (White)

"⊕" Ground wire (Bare copper or Green)

Tools Required: (not included)				
				
Step Ladder	Phillips Head, Flat Blade Screwdrivers	Electrical tape	Wire Cutter/Stripper	Plier

# Product Size



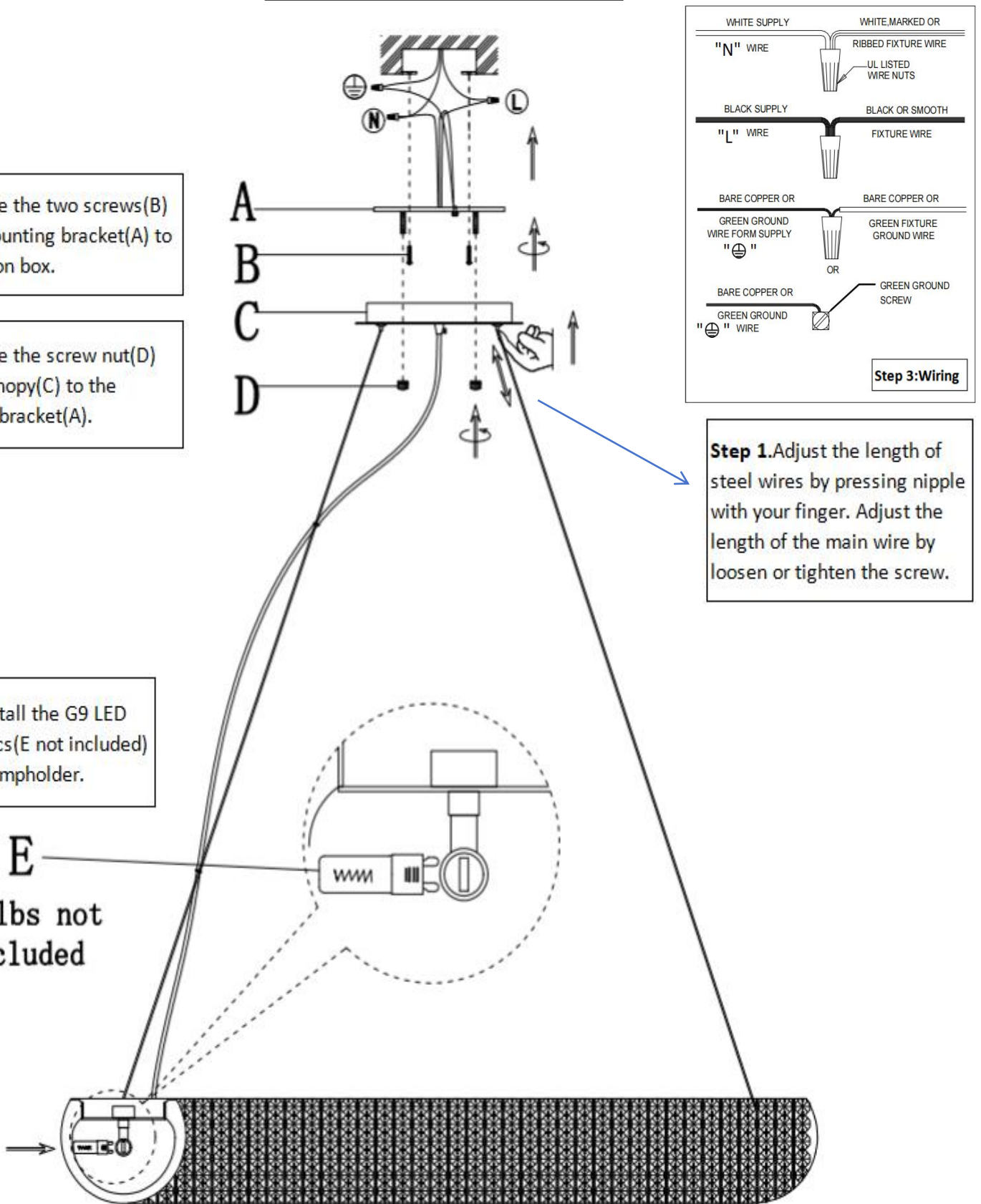
## Installation instructions:

**Step 4.** Use the two screws (B) secure mounting bracket (A) to the junction box.

**Step 5.** Use the screw nut (D) secure canopy (C) to the mounting bracket (A).

**Step 2.** Install the G9 LED bulbs 14pcs (E not included) into the lampholder.

**E**  
Bulbs not included



**Step 3: Wiring**

**Step 1.** Adjust the length of steel wires by pressing nipple with your finger. Adjust the length of the main wire by loosen or tighten the screw.

# Warranty

## 1-YEAR LIMITED WARRANTY

The manufacturer warrants this product to be free from defects in materials and workmanship for one (1) year from the date of purchase. This warranty is valid only for the original consumer purchaser and covers the product under normal use and conditions. If the product is found to be defective, the manufacturer's sole obligation and your exclusive remedy is to repair or replace the product at the manufacturer's discretion, provided it has not been damaged by misuse, abuse, accident, alteration, modification, negligence, or mishandling.

This warranty does not cover labor or any costs associated with the removal or installation of defective, repaired, or replaced products. The warranty excludes damages resulting from misuse, mishandling, misapplication, negligence (including improper maintenance), accidents, incorrect installation, modifications (including unauthorized parts or accessories), or adjustments and repairs.

If you experience damage or missing accessories during the warranty period, please contact our customer service team with your original order number, the quantity of required accessories, and your current shipping address. We will arrange for the free replacement parts as needed.