

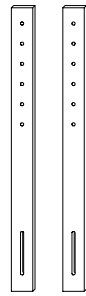
Twin Headboard

Assembly Instructions

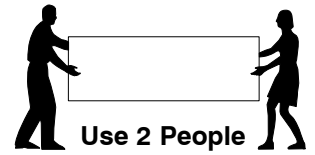
1 Parts List



A
Headboard
Panel x 1



B
Support
Bars x 2



2 Hardware List



1 M6 x 35mm JCB
x 10



2 Spring Washer
x 10



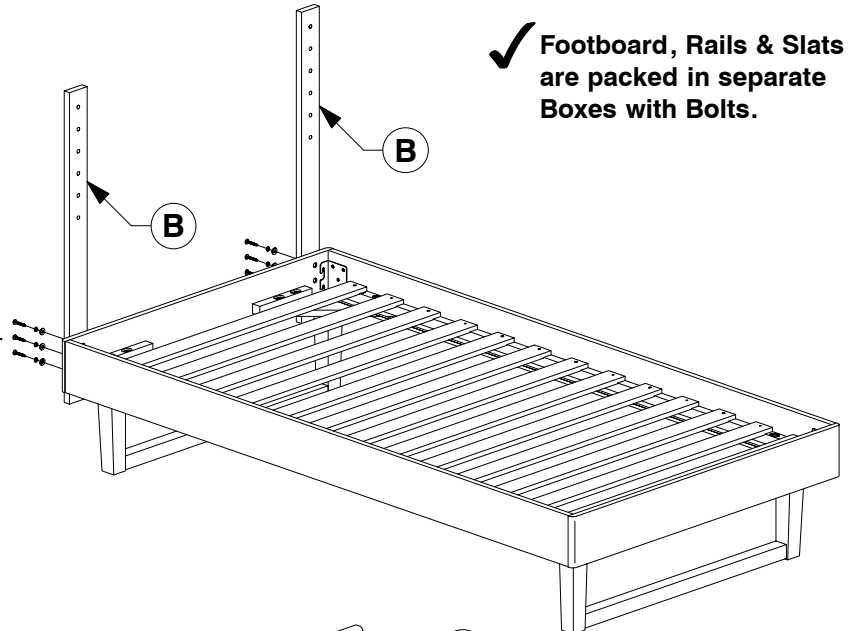
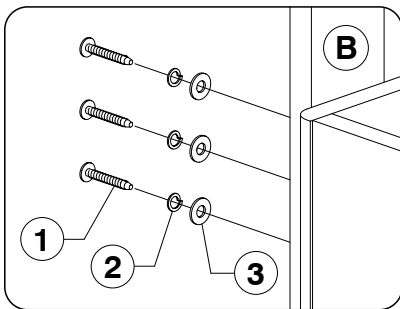
3 Flat Washer
x 10



4 Allen Key
x 1

Note: Do not assemble
using power tools.
This can cause the bolts
to be overtightened

3 Assemble the Support Bars (B) to the Headboard Panel.



4 Assemble the Headboard Panel (A) to the Support Bars (B).

