

ASSEMBLY INSTRUCTIONS



**Sofa
Bed**

ASSEMBLY INSTRUCTIONS


ASSEMBLY TIPS:

1. Remove hardware from box and sort by size.
2. Please check to see that all hardware and parts are present prior to start of assembly.
3. Please follow attached instructions in the same sequence as numbered to assure fast & easy assembly.



WARNING!

1. Don't attempt to repair or modify parts that are broken or defective. Please contact the store immediately.
2. This product is for home use only and not intended for commercial establishments.



ASSEMBLY TIME

30 MINUTES

PARTS IDENTIFICATION

A SOFA BED



1PC

B LEGS



4PCS

HARDWARE IDENTIFICATION

Z01 SCREW
(4 x 25mm - BLK)



16PCS

Z03 WASHER
(8 x 19mm - BLK)



8PCS

Z02 BOLT
(6 x 30mm - BLK)




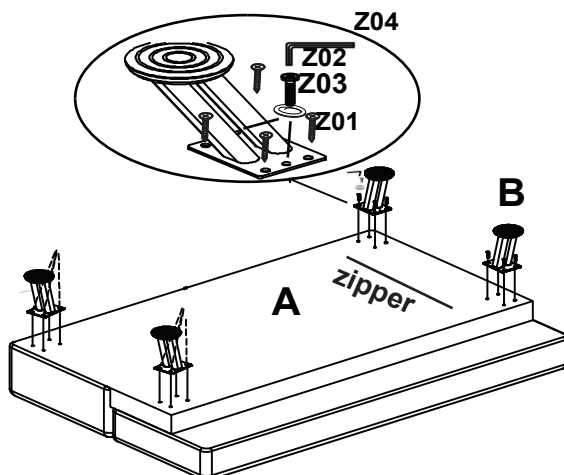
8PCS

Z04 WRENCH
(D 4mm - BLK)



1PC

STEP 1



ASSEMBLY INSTRUCTIONS

PRODUCT DIMENSION (Note: Dimension tolerance $\pm 5\%$)

