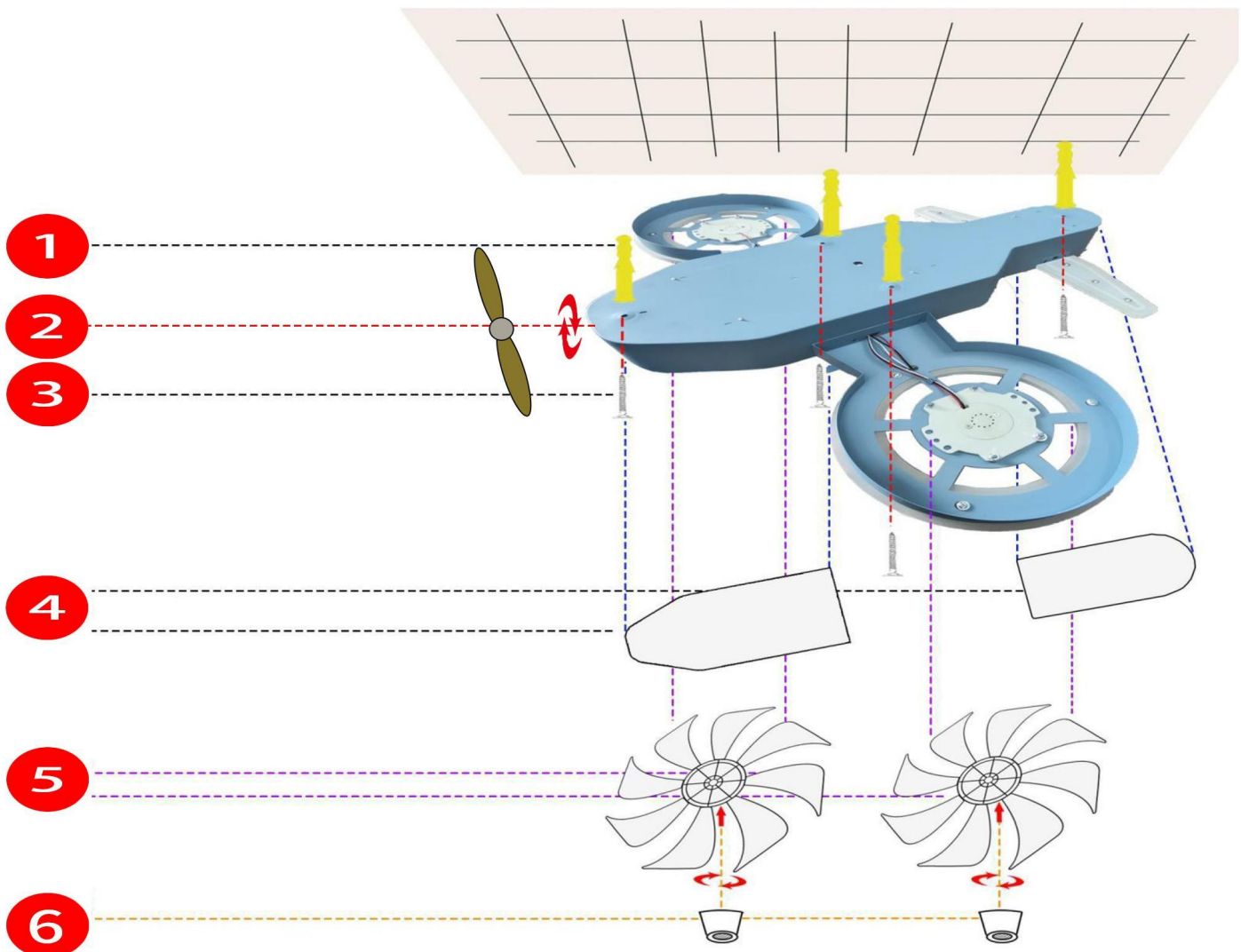
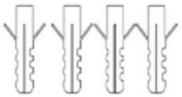


# Installation Notes

Match the number of parts



# Fan lamp remote control instructions

Remote control key function:

⏻:Main switch

ON/OFF:Light switch

🌀:Natural wind

⏹:Fan off

⚙:Fan gear key Gear 1-6 Forward

F:rotation

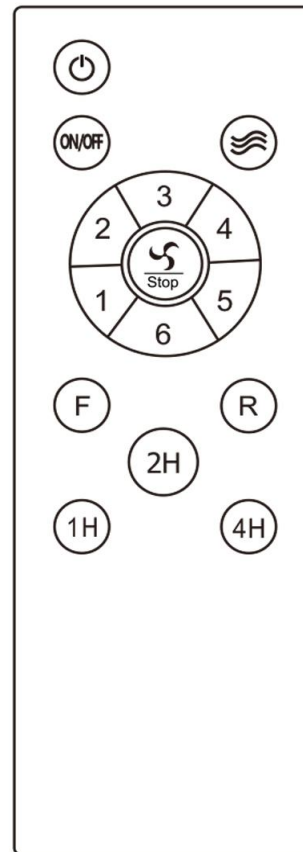
R:reversal

1H:Fixed time 1 hour

2H:Fixed time 2 hours+**pair key**

4H:Fixed time 4 hours

Remote control battery : No. 7 1.5V\*2



Product introduction :

1. This product adopts 433 wireless digital technology ,

Remote control one-to-one control ,

The workpiece can be controlled from any angle within the allowable space ,

Not limited by direction , Simple and convenient operation ,

Strong anti-interference ability.

2 . Remote control instructions :

① . If the remote control is not used for a long time , Please remove the battery.

② . Remote control matching code :

Turn on the power ,

Press the pair code button within 5 seconds of the light on ,

When you hear two"tick" sound or the light flashes, the code matches successfully.

If you need to match the code again , You need to wait 30 seconds before turning on the power and repeat the above operation.

warning :

This electronic switch product needs to be operated by professionals during installation.

Remote trigger electronic switch ,

The radio frequency of the remote control transmitter is 433M

