

CODE NUMBER

3370421

DESCRIPTION

1.28 gpf, Polished Chrome Finish, Single Flush, Hardwired, ECOS® Exposed Sensor Hardwired Water Closet Flushometer.

DETAILS

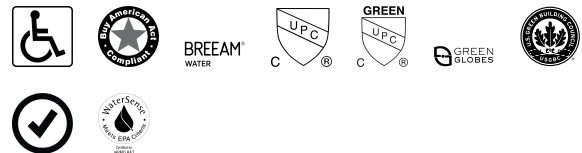
- Flush Volume: 1.28 gpf (4.8 Lpf)
- Finish: Polished Chrome (CP)
- Power Type: Hardwired (HW)
- Valve: Diaphragm
- Valve Body Material: Semi-red Brass
- Fixture Type: Water Closet
- Fixture Connection: Top spud
- Rough-In Dimension: 11 ½" (292mm)
- Spud Coupling: 1 ½" (38mm)
- Supply Pipe: 1" (25mm)

FEATURES

- Includes standard 18" electrical cable
- User friendly three (3) second Flush Delay
- Sweat solder adapter with cover tube and cast wall flange with set screw
- Infrared Sensor with Multiple-focused, Lobular Sensing Fields for high and low target detection
- Fixed Metering Bypass and No External Volume Adjustment to Ensure Water Conservation
- Flex Tube Diaphragm designed for improved life and reduced maintenance
- Engineered Metal Cover with replaceable Lens Window
- Line Powered with 6 VAC Step Down Transformer
- Free Spinning, Vandal Resistant Stop Cap
- ADA Compliant Sloan ECOS® Electronic Line Powered Infrared Sensor for automatic "No Hands" operation
- 1" I.P.S. Screwdriver Bak-Chek® Angle Stop
- Courtesy Flush® Override Button
- High Chloramine Resistant PERMEX® Synthetic Rubber DFB Dual Filtered Bypass Diaphragm
- Diaphragm, Stop Seat and Vacuum Breaker to be molded from PERMEX® rubber compound for Chloramine resistance



COMPLIANCES & CERTIFICATIONS



(ADA Compliant, BAA Compliant, BREEAM Water Credit, cUPC Certified, cUPC Green Certified, Green Globes Water Credit, LEED V4 Water Efficiency Credit, Satisfies LEED Credits, WaterSense Listed)

RECOMMENDED SPECIFICATION

Valve Body, Cover, Tailpiece and Control Stop shall be in conformance with ASTM Alloy Classification for Semi- Red Brass. Valve shall be in compliance with the applicable sections of ASSE 1037 and ANSI/ASME 112.19.2.

VALVE OPERATING PRESSURE (FLOWING)

15–80 PSI (103–552 kPa). Specific fixtures may require greater minimum flowing pressure - consult manufacturer requirements.

DOWNLOADS

- [ECOS Hardwire Installation Instructions](#)
- [ECOS HW Repair and Maintenance Guide](#)
- [Control Stop Repair and Maintenance Guide](#)
- [Flush Connections Flanges Repair and Maintenance Guide](#)
- [Tail Piece Repair and Maintenance Guide](#)
- [Additional Downloads](#)

NOTES

All information contained within this document subject to change without notice.

Looking for other variations of the ECOS 111 product? [View the general spec sheet with all options.](#)

[Find a compatible urinal](#) for this flushometer.

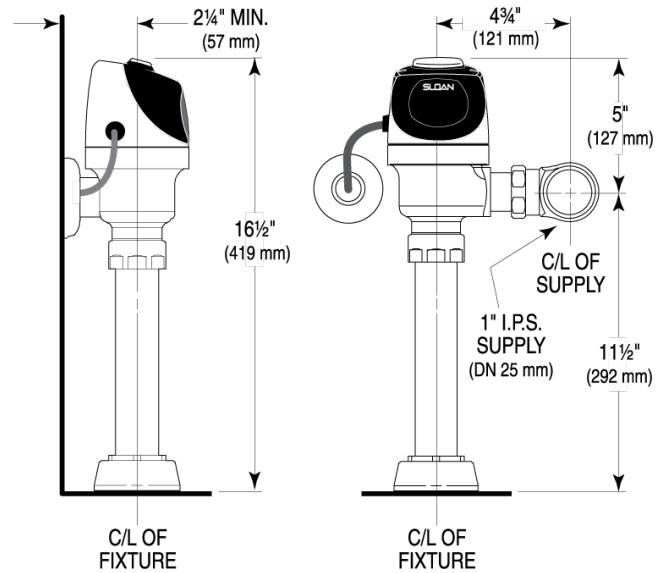
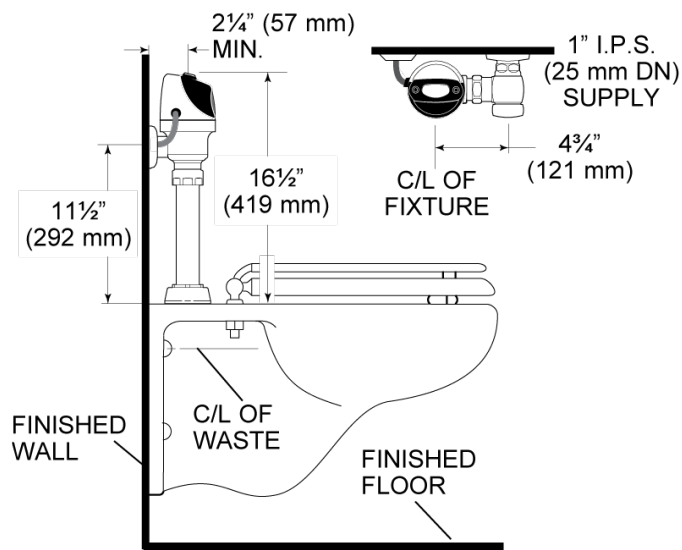
[Find a compatible water closet](#) for this flushometer.

WaterSense compliant when used with a WaterSense compliant fixture

Sloan 10500 Seymour Ave, Franklin Park, IL 60131

Phone: 800.982.5839 • Fax: 800.447.8329 • sloan.com

ROUGH-IN



Sloan 10500 Seymour Ave, Franklin Park, IL 60131
Phone: 800.982.5839 • Fax: 800.447.8329 • sloan.com