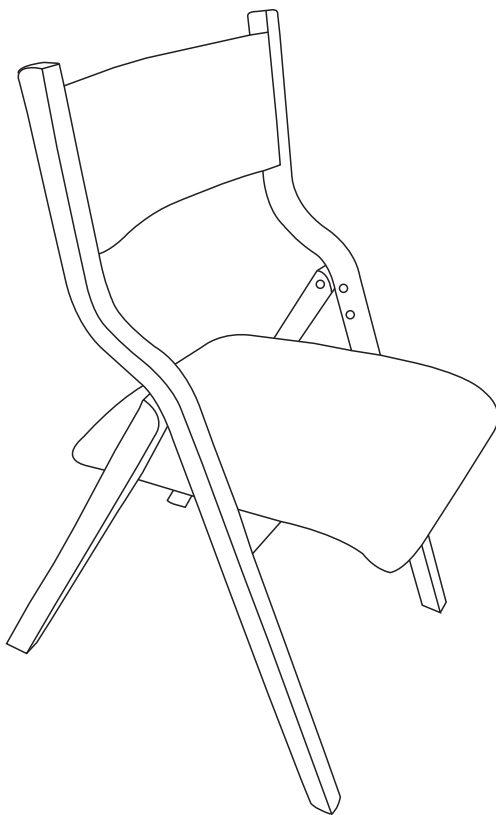





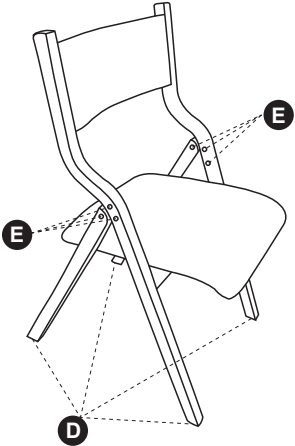


Maintenance and Care



folding chair

A  1pcs (备用)	B  1pcs (备用)	C  2pcs (备用)
D  9pcs	E  12pcs	



General Care

1. Avoid Extremes: Keep your chair away from extreme temperatures and moisture. Excessive heat can dry out the wood, while too much moisture can cause it to swell and warp.
2. Direct Sunlight: Prolonged exposure to direct sunlight can fade the wood. Use blinds or curtains to protect the chair when not in use.
3. Regular Dusting: Use a soft, dry cloth to dust your chair regularly. This prevents buildup of dirt and grime that can scratch the wood surface.

Cleaning

1. Spills: Wipe up spills immediately with a damp cloth and then dry with a soft, dry cloth.
2. Mild Detergent: For tougher stains, use a mild detergent diluted in water. Apply with a cloth and gently rub the affected area. Rinse with a damp cloth and dry thoroughly.
3. Avoid Harsh Chemicals: Do not use all-purpose cleaners or abrasive cleaning agents as they can damage the wood finish.

Folding and Storage

1. Smooth Operation: Regularly check the folding mechanism. If it becomes stiff, apply a small amount of lubricant to the moving parts.
2. Safe Folding: Ensure that your fingers and hands are clear of the folding mechanism to prevent pinching.
3. Proper Storage: When not in use, store the chair in a cool, dry place. Avoid stacking other heavy items on top of the chair to prevent warping.

Repairs

1. Loose Joints: If any joints become loose, tighten them gently with a screwdriver. Avoid over-tightening as this can strip the wood.
2. Scratches and Nicks: Minor scratches can be touched up with a matching wood marker or crayon.
3. Professional Help: For significant damage, consult a professional furniture repair service.

Annual Maintenance

1. Check Stability: Once a year, check the chair for stability. Tighten any loose screws and ensure that the chair sits level on the ground.

2. Reapply Finish: Depending on usage, consider reapplying a protective wood finish to keep the chair looking new.

By following these simple maintenance and care tips, your folding chair will remain a beautiful and functional piece of furniture for many years to come.

Important Notice

Thank you again for purchasing our chairs. Taking good care of them will prolong their beauty and longevity. This guide was developed to assist you. Because of the many ways home furnishings can be stained or damaged, we cannot guarantee the success of your results. Your results may vary.

If you have any questions regarding the proper care of the chair, please contact the online store.