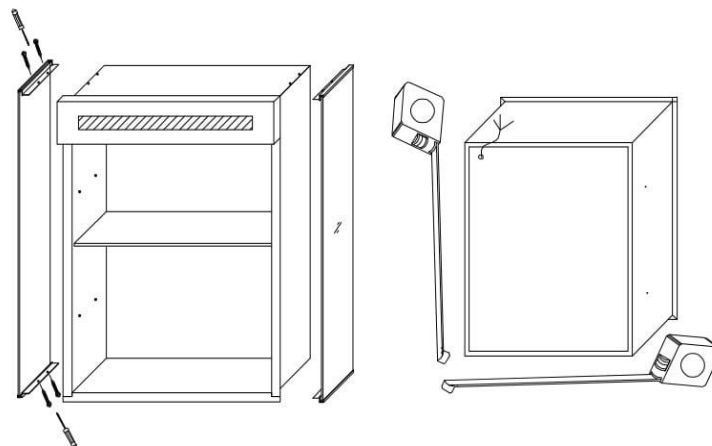


## INSTALLATION INSTRUCTIONS

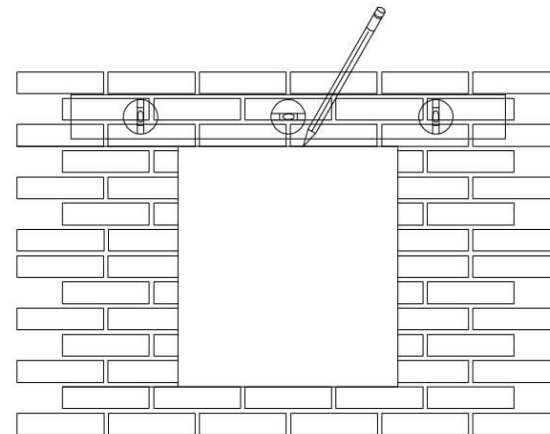
# RECESSING *your* MEDICINE CABINET

When it comes to quality and durability, we are the way to go. As with everything else we make, our stainless steel and aluminum medicine cabinets will bring your bathroom designs to life. These standalone cabinets feature sleek designs that open up the space and catch the light, creating the illusion of roominess while providing added storage space. Their refined designs are easy ways to upgrade your bathroom space. Choose from a number of styles and sizes, each with its own unique touch to suit your individual taste and décor. The various cabinets all come with adjustable shelves, allowing you to tailor your cabinet to your specific needs. When you pick your cabinet, whether it includes LED lighting strips or features a seamless mirrored surface, our timeless styles ensure that you will love your medicine cabinet for the duration of its long life.

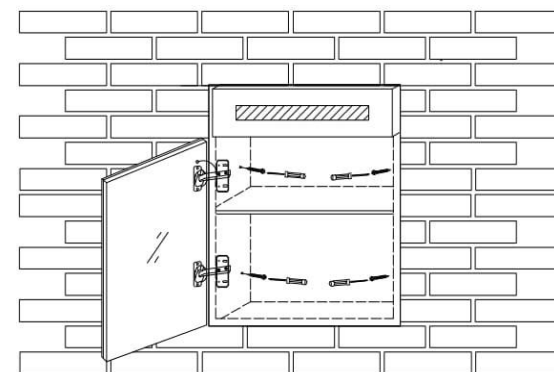
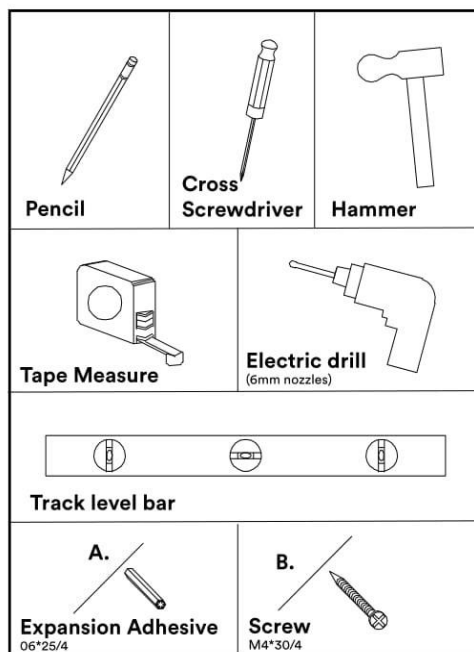


1. Remove the both of side mirror with a screwdriver.

2. Measure the width and height of the back side of the cabinet.



3. According to No.2, Draw a leveled rectangle on the wall with track level bar, that is about 1/5 inch larger than the cabinet recess in both width and height to make sure the fit not too tight. Make a hole that the depth is larger than 4.6 inch.



4. Insert the cabinet into the hole to test for size and position. If it seems to be where you want it. Install the screw on the left and right side of the cabinet.

### Over all Dimensions

15" x 24" x 5"  
20" x 24" x 5"  
24" x 24" x 5"  
15" x 30" x 5"  
20" x 30" x 5"  
24" x 30" x 5"  
15" x 40" x 5"  
20" x 40" x 5"  
24" x 40" x 5"  
15" x 30" x 5"

### Recessing cabinet Dimensions

14" x 23" x 4"  
19" x 23" x 4"  
23" x 23" x 4"  
14" x 29" x 4"  
19" x 29" x 4"  
23" x 29" x 4"  
14" x 39" x 4"  
19" x 39" x 4"  
23" x 39" x 4"  
14" x 29" x 4"

### Over all Dimensions

20" x 30" x 5"  
24" x 30" x 5"  
36" x 30" x 5"  
15" x 40" x 5"  
20" x 40" x 5"  
24" x 40" x 5"  
24" x 24" x 5"  
24" x 30" x 5"  
24" x 30" x 5"  
30" x 30" x 5"

### Recessing cabinet Dimensions

19" x 29" x 4"  
23" x 29" x 4"  
35" x 29" x 4"  
14" x 39" x 4"  
19" x 39" x 4"  
23" x 39" x 4"  
23" x 23" x 4"  
23" x 29" x 4"  
23" x 29" x 4"  
29" x 29" x 4"

