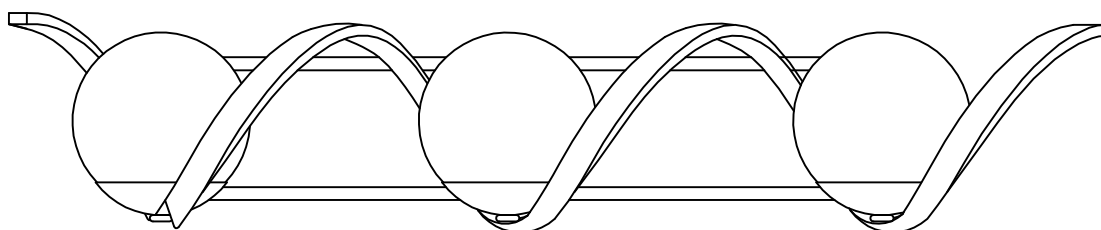


PRODUCT NAME: Curlicue 3 Light Wall Sconce

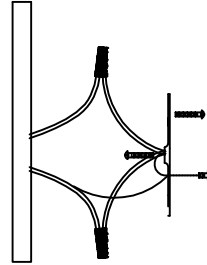
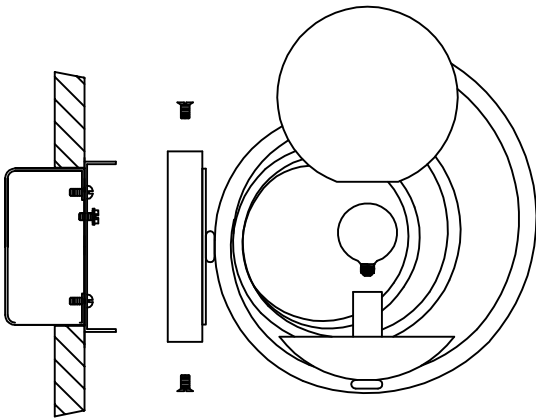
Please consult a qualified electrician for hanging fixture and wiring.



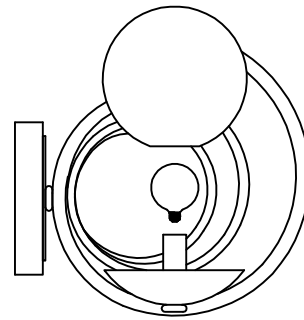
Bulb (not included): 3*40W E12 Bulbs

IMPORTANT: Turn off the power at the main fuse or circuit breaker box before starting installation

Locate all hardware & components before discarding packaging



1. Remove mounting bracket from fixture and install to electrical box. Then wire fixture to wires in outlet box. Copper wire is for Ground.



2. Install maximum 40W E12 candelabra bulb. (G16.5 Recommended)
3. Place glass shade over bulb and let rest on bobeche.

Cleaning & Care:
Clean with soft cloth and a mild detergent.
Do not use abrasive cleaner