Outsunny

IN221100168V03_GL

860-292V00_V70_V01



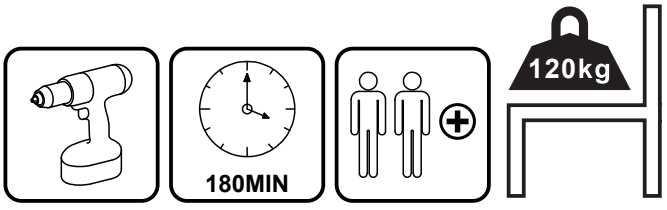

EN_ IMPORTANT, RETAIN FOR FUTURE REFERENCE: READ CAREFULLY.
FR_ IMPORTANT: A LIRE ATTENTIVEMENT ET A CONSERVER POUR VOUS Y REFRERER ULTERIEUREMENT.
ES_ IMPORTANTE, LEA DETENIDAMENTE Y GUARDE PARA FUTURAS REFERENCIAS.
PT_ IMPORTANTE, GUARDE PARA FUTURA REFERÊNCIA, LEIA ATENTAMENTE.
DE_ WICHTIG! SORGFÄLTIG LESEN UND FÜR SPÄTER NACHSCHLAGEN AUFBEWAHREN.
IT_IMPORTANTE, LEGGERE E CONSERVARE QUESTO MANUALE D'ISTRUZIONE PER UN USO FUTURO.

BOX 1-2

	A x01
	B x01
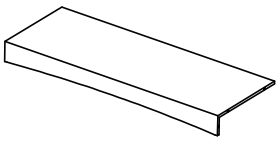	E x01
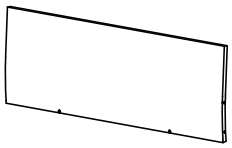	F x01
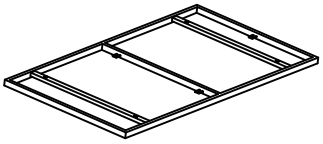	G x01
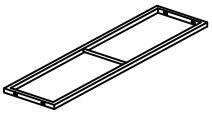	I x01
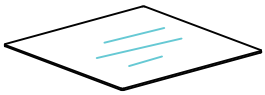	J x02
 500*550mm	O x03
	P x03
 Hardware Kit	

BOX 2-2

	A x02
	B x02
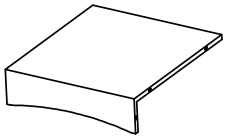	C x02
	D x02
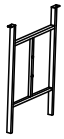	H x02
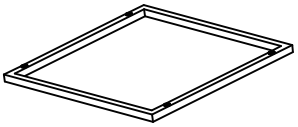	K x02
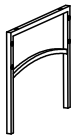	L x04
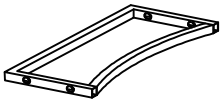	M x04
 500*550mm	O x02
	P x02
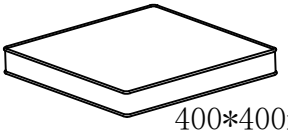 400*400mm	Q x02

EN

IMPORTANT, RETAIN FOR FUTURE REFERENCE: READ CAREFULLY.

Only for domestic use

Use tips:

*Put the chair stably on a flat floor.
*Mount the garden chairs in the shelter of the weather.
*Stay away from open flames.
*Don’t hang anything in the structure.
*Avoid the overload at the anchors/structure.
*It is advised that don’t stay on the chairs when there is a storm.
*Do not use in adverse weather condition and cover furniture when not in use.

Precautions before assembly:

*Prepare a clean and dry mounting area.
*Verify that the product is not damaged.
*Check that none of the pieces are missing.

Maintenance:

*Clean with a soft fabric.
*Regularly remove leaves and / or water collected on the canvas.
*Check the chair regularly.

Storage conditions:

*The fabric should be stored completely dry, in a clean and dry place to avoid the risks of mold.

Maintenance:

*Don't use this product if the seat cloths, cloth cushion or tarpaulins are ageing, and contact our customer service.

Caution with the risks of pinching or cuts during assembly.
The manufacturer declines all responsibility in case of damages due to a bad installation or due to weather.

FR

IMPORTANT:A LIRE ATTENTIVEMENT ET À CONSERVER POUR CONSULTATION ULTÉRIEURE.

Seulement pour usage domestique

Conseils:

* Pour une performance optimale, veuillez le poser sur une surface plane.
* Installer la chaise sous l'auvent.
* Maintenez à l'écart de toute flamme nue.
* Évitez de suspendre des matériaux sur le meuble.
* Veuillez à ne pas dépasser les capacités de poids maximales.
* Il est conseille de ne pas rester sur la chaise en cas d'orage.
* Ne pas utiliser dans des conditions météorologiques défavorables et couvrir les meubles lorsqu'ils ne sont pas utilisés.

Précautions avant l'assemblage:

* Préparez une zone de montage propre et sèche.
* Vérifiez que le produit n'est pas endommagé.
* Vérifiez qu'aucun des morceaux ne manque.

Recommandations d'entretien:

*Veuillez utiliser un chiffon doux pour essuyer la chaise.
*Veuillez nettoyer régulièrement l'eau stagnante du fauteuil
*Veuillez vérifier régulièrement la chaise pour éviter une structure lâche.

Conditions de stockage:

*Lorsqu'ils ne sont pas utilisés, les meubles doivent être recouverts d'une housse appropriée.

Entretien:

*Si vous remarquez une détérioration du tissu du siège, du coussin en tissu ou de la bâche, ne l'utilisez pas, contactez notre service clientèle immédiatement.

Veuillez faire attention à ne pas vous blesser lors de l'assemblage du produit.
Le fabricant n'est pas responsable des dommages causés par une mauvaise installation.

ES

IMPORTANTE, LEA Y GUARDE PARA FUTURAS REFERENCIAS.

Solamente para uso doméstico

Consejos de uso:

*Coloque el balancín de forma estable sobre un suelo plano.
*Monte las sillas de jardín en el toldo.
*Manténgase alejado de llamas abiertas.
*No cuelgue nada en la estructura.
*Envite la sobrecarga en los anclajes.
*Se aconseja no permanecer en el balancín cuando hay tormenta.
*Se recomienda resguardar en caso de viento o lluvia fuerte y en su ausencia.

Precauciones antes del montaje:

*Prepare una zona de montaje limpia y seca.
*Verificar que el producto no este dañado.
*Controlar que no falta ninguna de las piezas.

Mantenimiento:

*Limpiar con la ayuda de un paño suave.
*Eliminar regularmente las hojas y/o agua recogidas sobre la lona.
*Inspeccione las sillas regularmente.

Condiciones de almacenaje:

*La tela debe ser guardada totalmente seca, en un lugar limpio y seco para evitar los riesgos de moho.

Mantenimiento:

*No utilice este producto si la tela del asiento, el cojín de tela o la lona alquitranada están envejeciendo, comuníquese con nuestro servicio de atención al cliente a tiempo.

Precaución con los riesgos de pinzamientos o cortes durante el montaje. El fabricante declina toda responsabilidad en caso de deteriores debidos a una mala instalación o por causas meteorológicas.

PT

IMPORTANTE, RETER PARA REFERÊNCIA FUTURA: LEIA ATENTAMENTE.

Produto para uso em doméstico

Conselhos de uso:

* Coloque o produto sobre um solo plano e estável.
* Monte as cadeiras sobre um toldo.
* Mantenha-o afastado de fontes de calor e chamas.
* Evite a sobre carga das fixações do produto.
* Guarde em caso de vento ou chuva forte.

Precauções antes da montagem:

* Prepare a zona de montagem. Certifique-se de que esteja limpa e seca.
* Certifique-se que o produto esteja em bom estado.
* Verifique que não falte nenhuma das peças.

Manutenção:

* Limpar o produto com a ajuda de um pano suave.
* Inspecionar o produto de forma regular a fim de detectar possíveis defeitos que possa afetar seu uso.

Condições de armazenamento:

* A fim de evitar a aparecimento de mofo, os tecidos se devem guardar totalmente secos e em um lugar limpo e sem umidade.

Manutenção:

*Não utilize este produto se os panos de assento, almofadas de pano ou lonas estiverem a envelhecer, e contacte o nosso serviço ao cliente.

Atenção:

Risco de cortes durante a montagem. O fabricante declina toda responsabilidade no caso de deterioração devido uma má instalação ou por causas meteorológicas.

Se o produto estiver equipado com algum mecanismo elétrico de ajuste de altura ou similar, somente poderá ser substituído ou reparado por uma pessoa qualificada ou técnicos.

DE

WICHTIG! SORGFÄLTIG LESEN UND FÜR SPÄTER NACHSCHLAGEN AUFBEWAHREN.

Nur für den häuslichen Gebrauch bestimmt

Nutzungshinweise:

* Optimale Leistung bitte auf eine ebene Fläche stellen.
* Installieren Sie den Stuhl unter der Markise.
* Von offenen Flammen fernhalten.
* Vermeiden Sie jegliche hängenden Materialien an den Möbeln.
* Bitte überschreiten Sie nicht die maximalen Gewichtskapazitäten.
* Es wird empfohlen, die Schaukel bei schlechten Wetterbedingungen nicht zu benutzen.
* Verwendung nicht bei schlechtem Wetter und decken Sie die Möbel ab, wenn sie nicht in Verwendung sind.

Vorsichtsmaßnahmen vor der Montage:

* Bitte bereiten Sie einen sauberen und trockenen Montagebereich vor.
* Stellen Sie sicher, dass das Produkt nicht beschädigt ist.
* Vergewissern Sie sich, dass keines der Zubehörteile fehlt.

Instandhaltung:

* Bitte reinigen Sie die Schaukel nur mit einem weichen Tuch.
* Bitte entfernen Sie regelmäßig alle Blätter und / oder Wasser, die sich auf dem Stoff angesammelt haben.
* Überprüfen Sie die Gartenstühle regelmässig.

Lagerung:

* Bei Nichtverwendung sollten die Möbel mit einer geeigneten Möbelabdeckung abgedeckt werden.

Wartung:

* Verwenden Sie dieses Produkt nicht, wenn die Sitztücher, das Stoffkissen oder die Planen gealtert sind, und wenden Sie sich an unseren Kundendienst.

Vorsicht vor Quetsch- und Schnittgefahr bei der Montage.

Der Hersteller lehnt jede Haftung für Schäden ab, die durch unsachgemäße Installation oder Witterun seinflüsse verursacht wurden.

IT

IMPORTANTE! CONSERVARE IL PRESENTE MANUALE PER FUTURO RIFERIMENTO E LEGGERLO ATTENTAMENTE.

Solo per uso domestico

Consigli per l'uso:

*Per le prestazioni ottimali, si prega di posizionarli sulla superficie piana.
*Installare la sedia sotto la tenda da sole.
*Tenere lontano da qualsiasi fiamme libere.
*Evitare di appendere qualsiasi materiale sui mobili.
*Non superare le capacità massime di peso.
*E' consigliabile di non utilizzare l'altalena quando fuori c'e' un temporale.
*Non utilizzare nel maltempo e si prega di coprire i mobili quando non sono in uso.

Precauzioni prima del montaggio:

*Preparare un'area di assemblaggio pulita e asciutta.
*Verificare che il prodotto non sia danneggiato.
*Controllare che nessun pezzo manchi.

Manutenzione:

*Pulire con un panno morbido.
*Rimuovere regolarmente foglie e / o acqua depositata sul telo.
*Controllare le sedie regolarmente.

Condizioni per il deposito:

*Il tessuto va riposto completamente asciutto in un luogo asciutto e pulito per evitare i rischi di muffa.

Manutenzione:

*Non utilizzare questo prodotto in caso che i tessuti del sedile, il cuscino in tessuto o i teloni si stanno invecchiando e contatta in tempo il nostro servizio clienti.

Cautela causa rischio di tagli o pizzicamenti durante l'assemblaggio.
Il produttore declina ogni responsabilita' in caso di lesioni derivanti da montaggio inaccurato o dalle condizioni metereologiche.

A x03

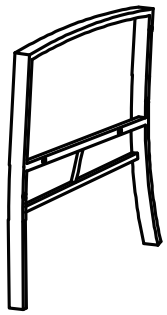

B x03

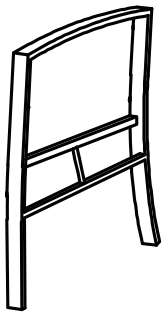

C x02

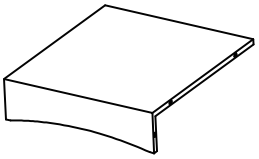

D x02



E x01

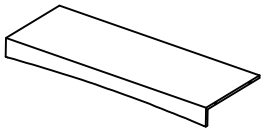

F x01

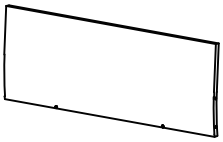

G x01

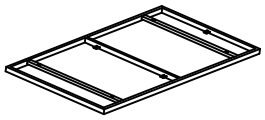

H x02



I x01

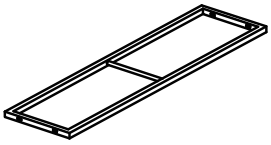

J x02



K x02

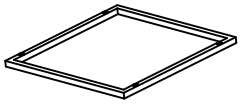

L x04

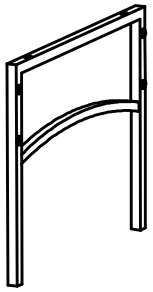

M x04

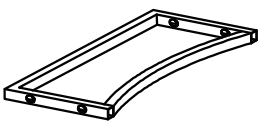

O x05

500*550



P x05



Q x02

400*400

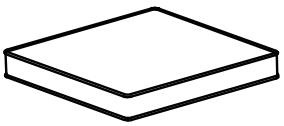

HARDWARE

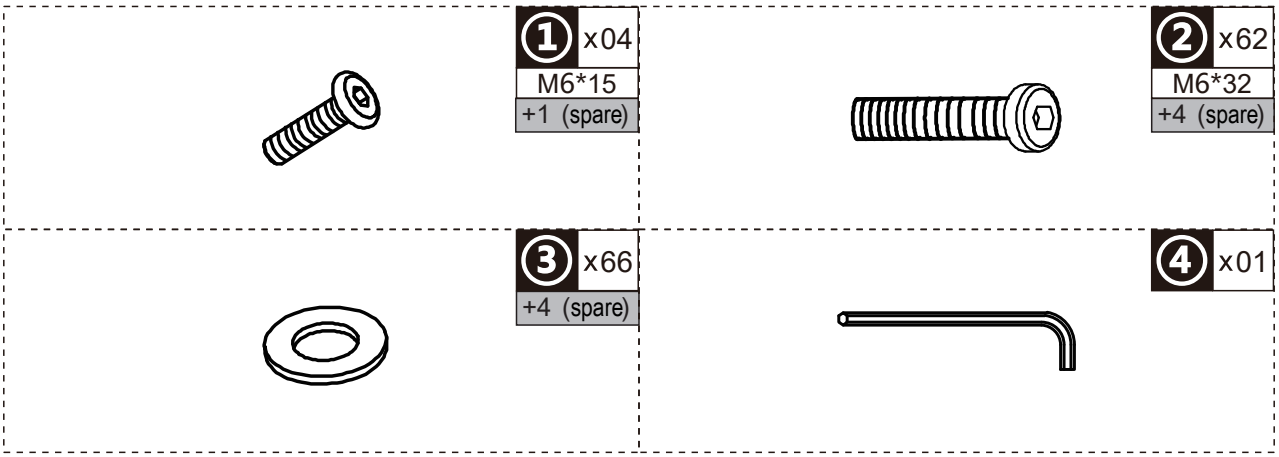

NOTE

EN_Do not confuse similar screws.Do not tighten bolts fully until all parts are connected!
FR_Ne pas confondre des vis similaires.Ne serrez pas les boulons à fond tant que toutes les pièces ne sont pas connectées!
ES_No confunda tornillos similares.No apriete los tornillos completamente hasta que todas las partes están conectadas!
PT_Não confundir parafusos semelhantes. Não apertar completamente os parafusos até que todas as peças estejam encaixadas!
DE_Verwechseln Sie ähnliche Schrauben nicht.Ziehen Sie die Schrauben erst fest an, wenn alle Teile verbunden sind!
IT_Non confondere le viti simili.non serrare completamente i bulloni fino a tutte le parti non sono ancora collegate!

01

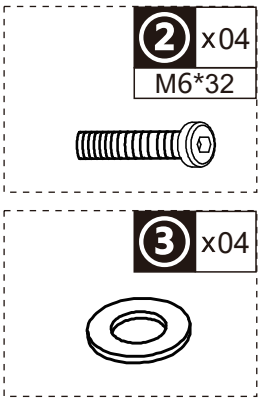

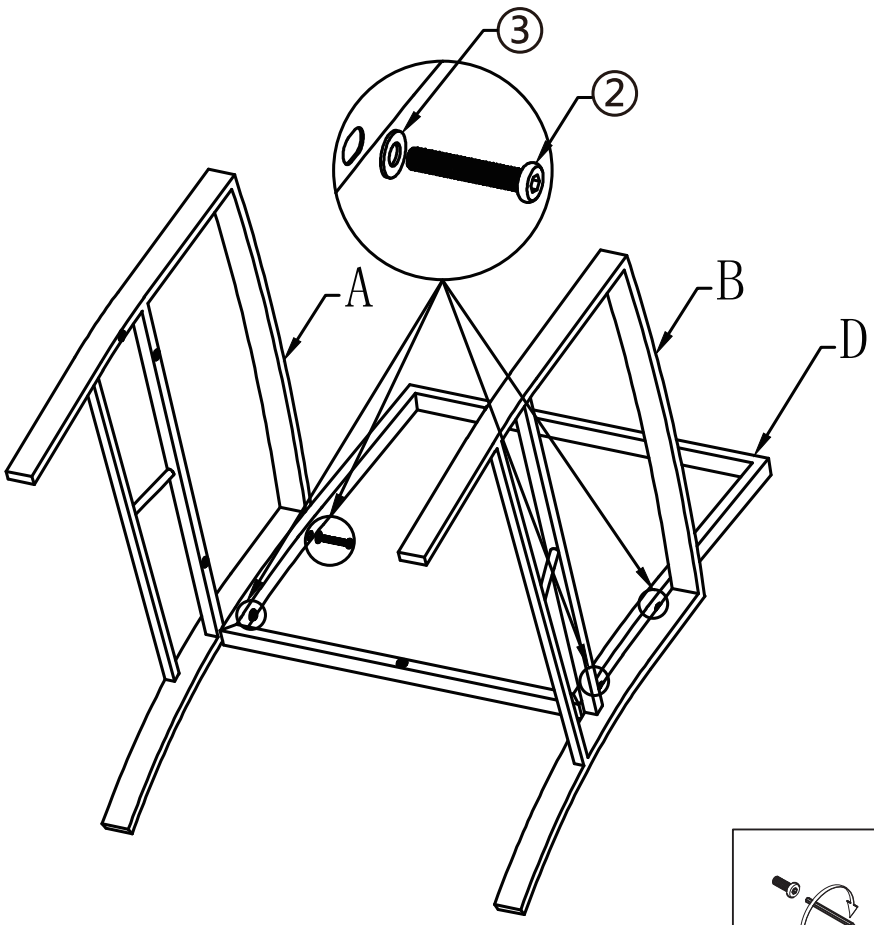

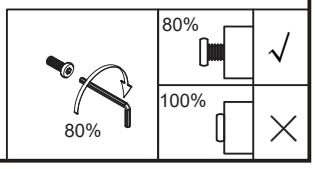

x2

02

② x02
M6*32



③ x02



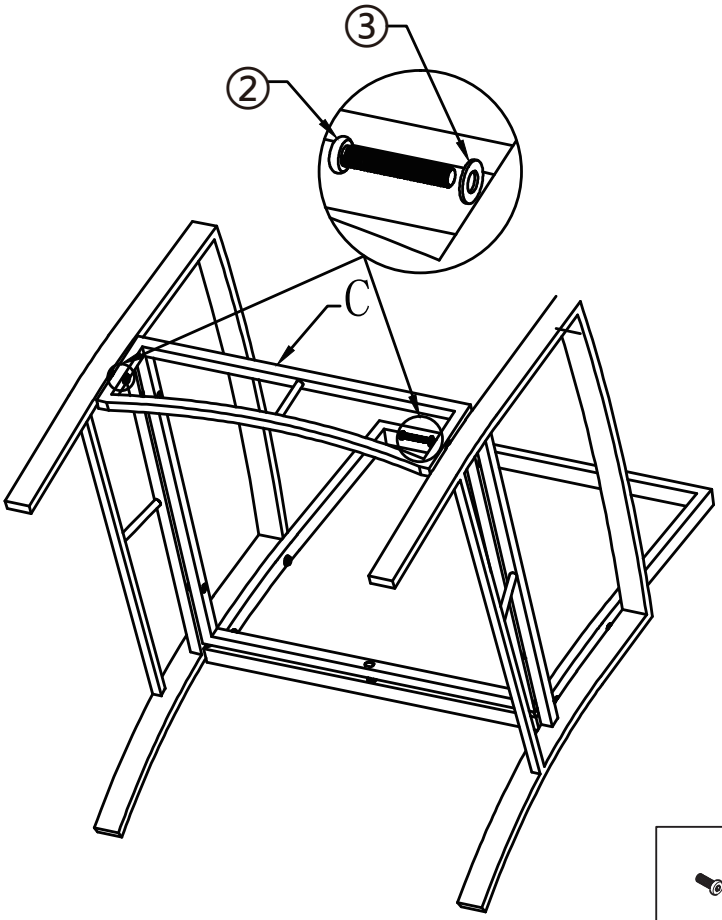

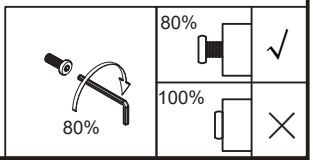

x2

03

② x05
M6*32



③ x05



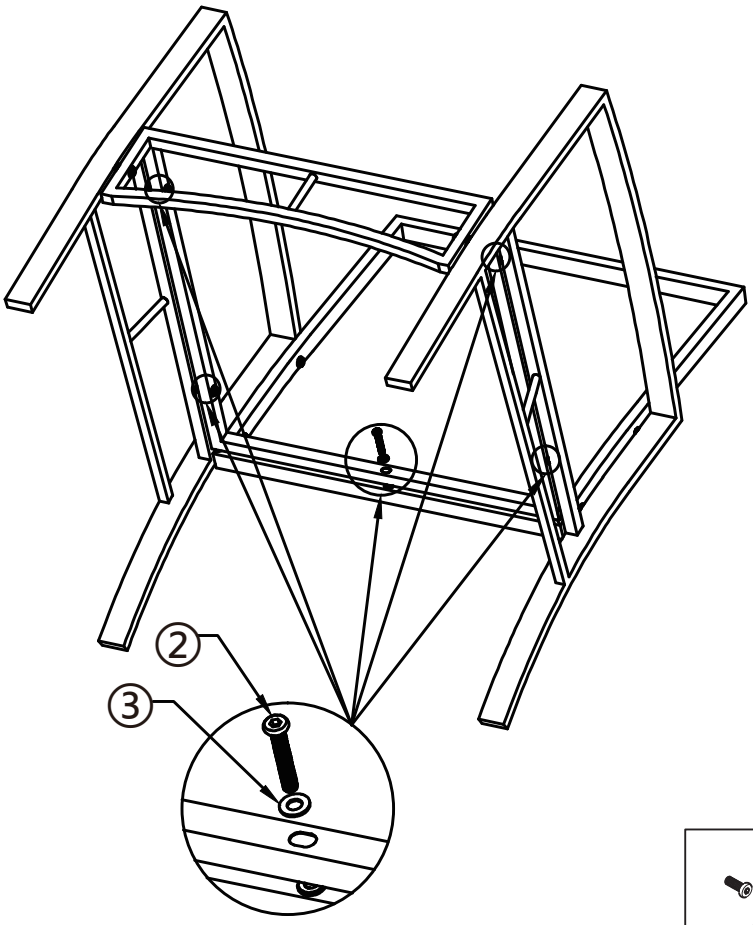

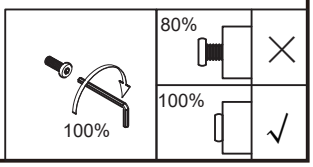

x2

04

② x04
M6*32



③ x04



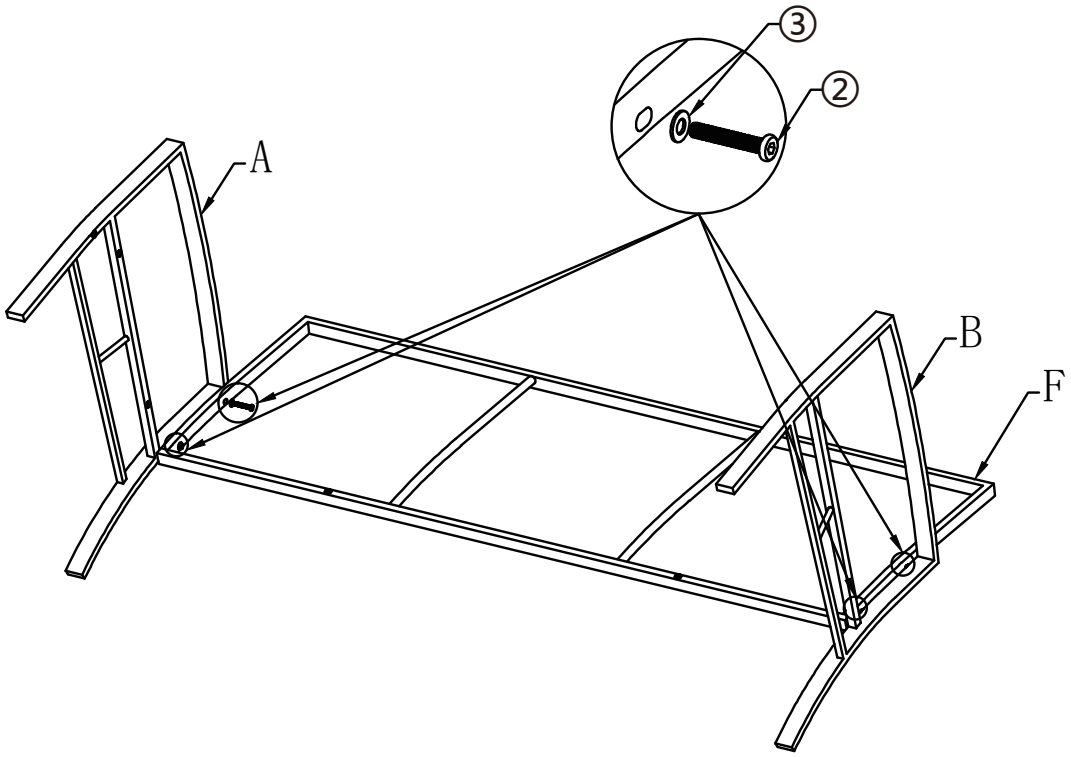

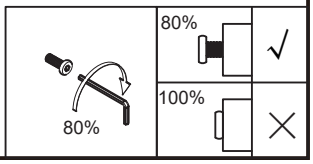

05

② x02
M6*32

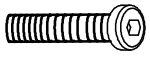

③ x02



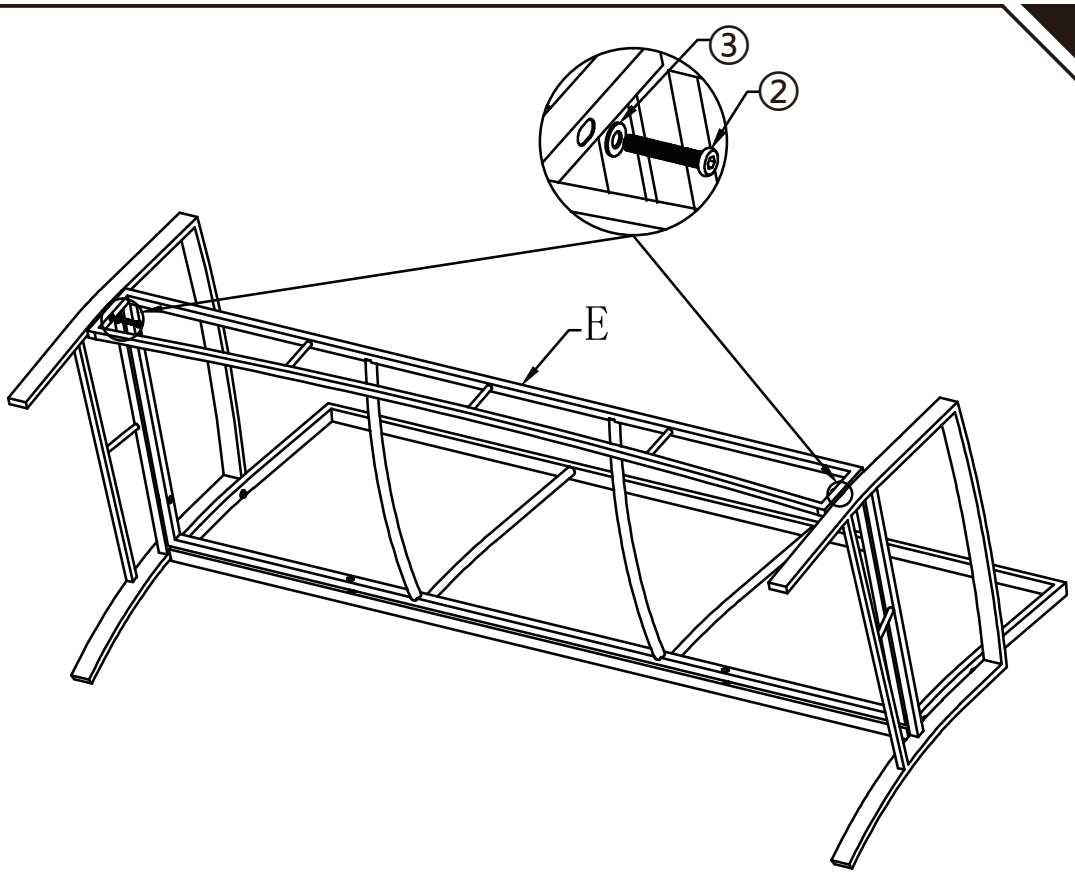

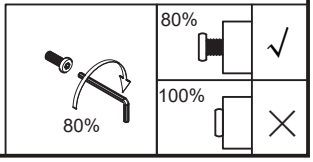

06

② x06
M6*32



③ x06



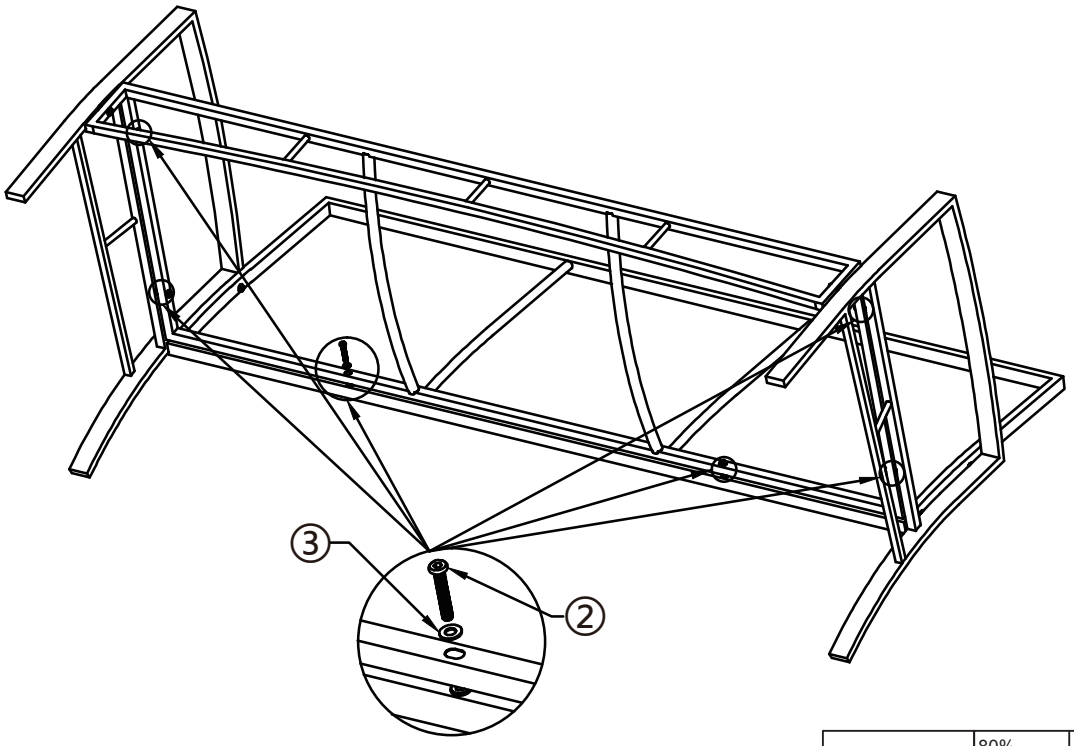

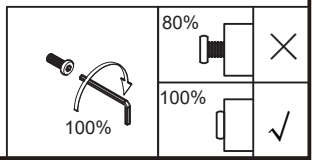

07

① x04
M6*15



③ x04



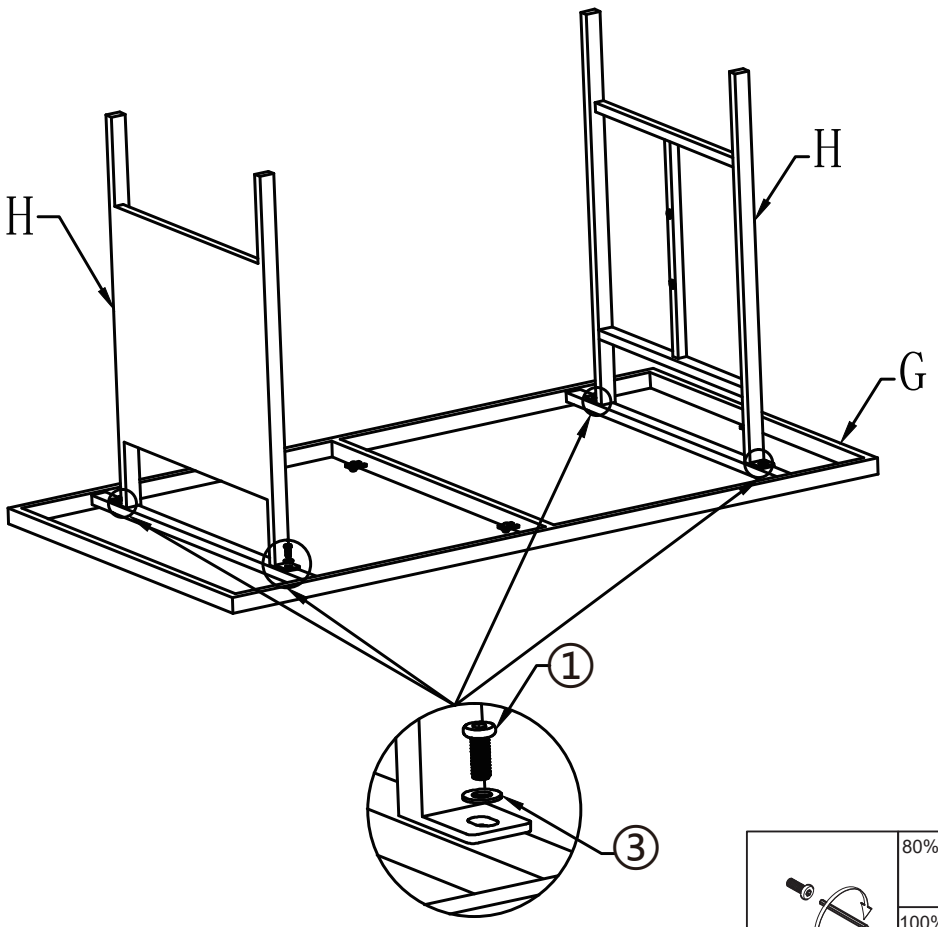

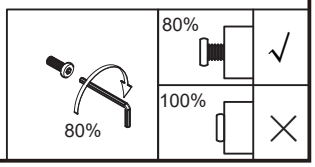

08

② x04
M6*32

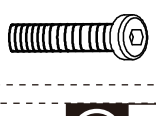

③ x04



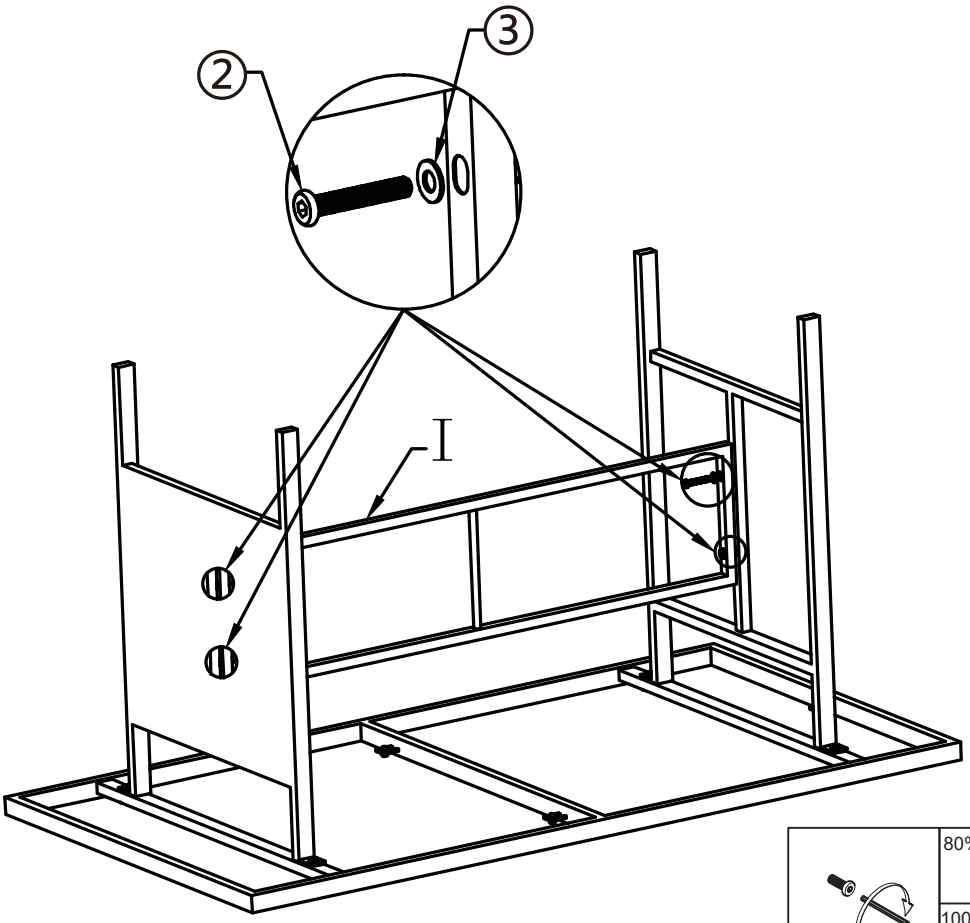

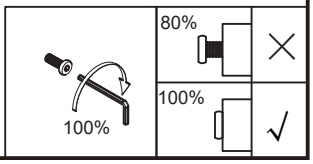

09

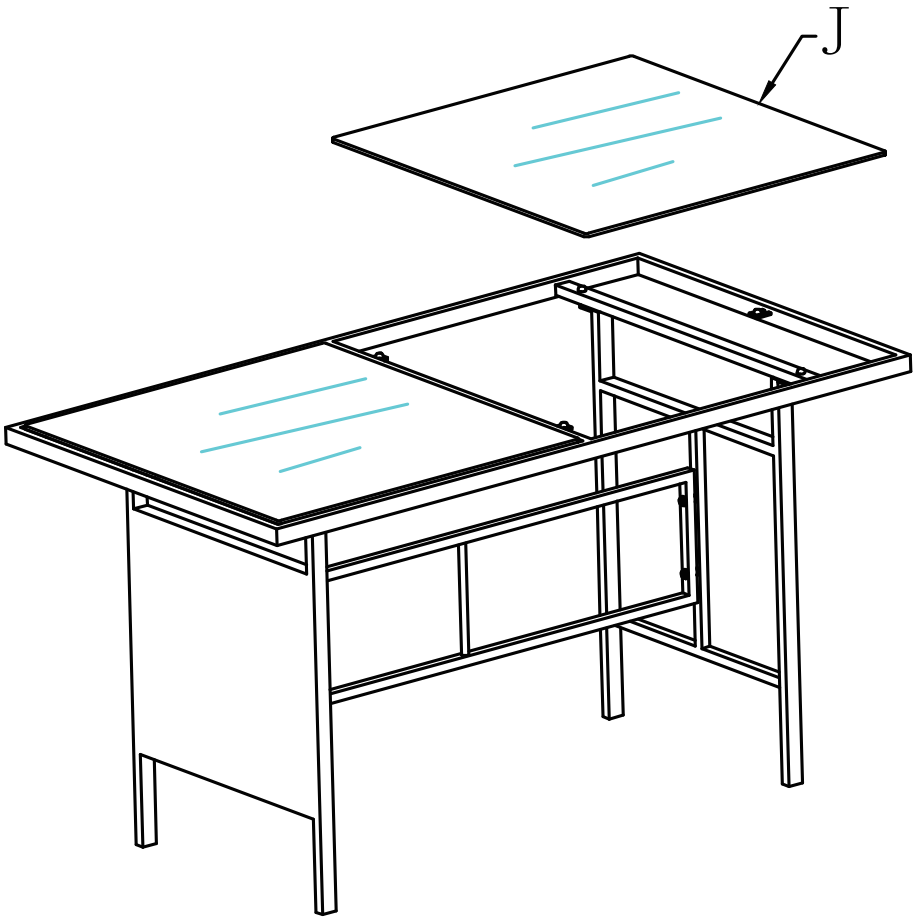

10

② x04
M6*32

③ x04

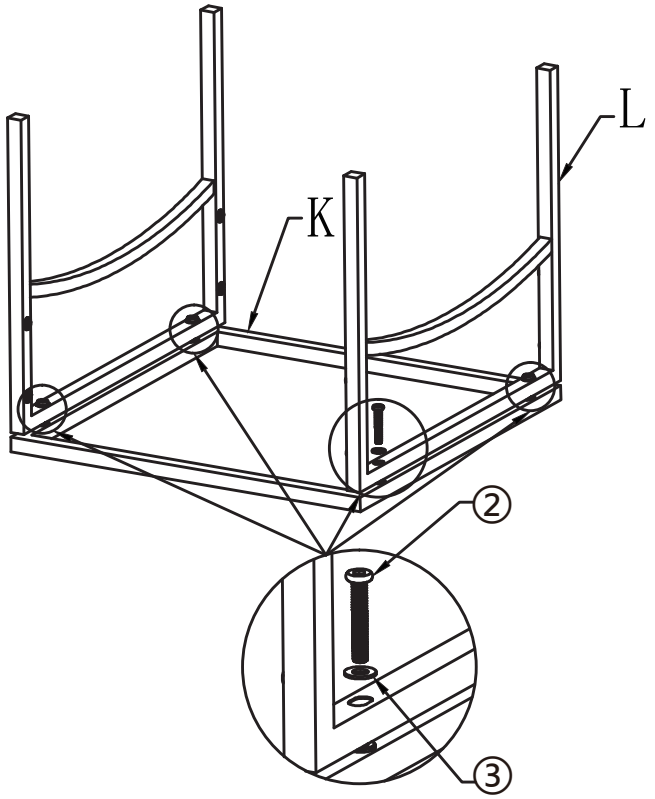

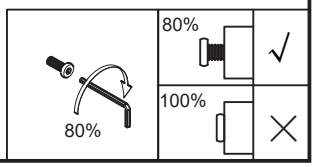

x2

11

② x08
M6*32

③ x08

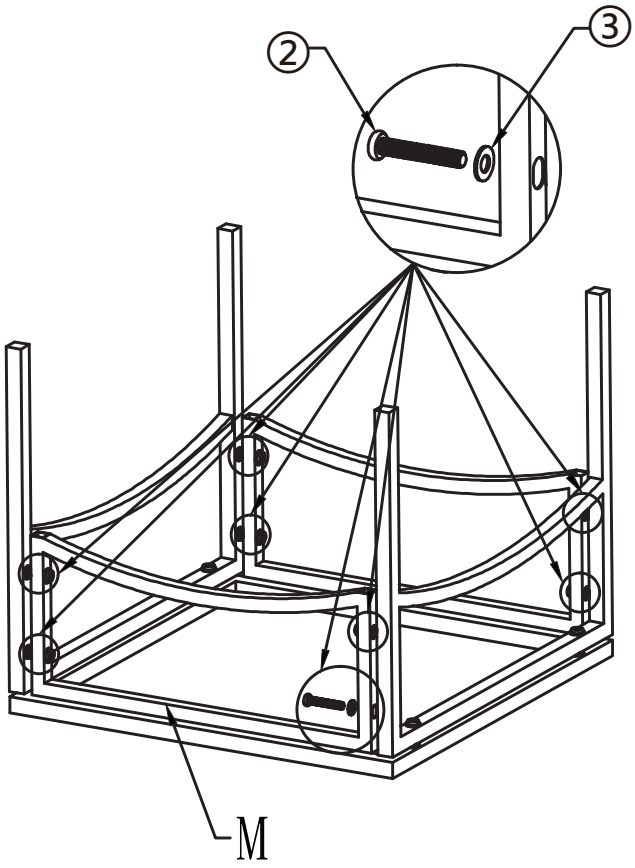

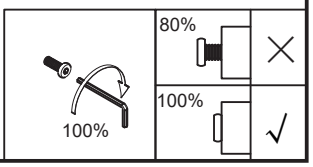

x2

Done



US

If you have any questions, please contact our customer care center, Our contact details are below:

001-877-644-9366

customerservice@aosom.com

Imported by Aosom LLC
27150 SW Kinsman Rd Wilsonville, OR 97070 USA
MADE IN CHINA

CA

If you have any questions, please contact our customer care center, Our contact details are below:

416-792-6088

customerservice@aosom.ca

Imported by Aosom Canada Inc.
7270 Woodbine Avenue, Unit 307, Markham,
Ontario Canada L3R 4B9
MADE IN CHINA

Si vous avez la moindre question, veuillez contacter notre centre d'assistance à la clientèle,Nos coordonnées sont les suivantes:

416-792-6088

customerservice@aosom.ca

Importé par Aosom Canada Inc.
7270 Woodbine Avenue, unité 307,
Markham, Ontario Canada L3R 4B9
FABRIQUÉ EN CHINE

UK

If you have any questions, please contact our customer care center, Our contact details are below:

0044-800-240-4004

enquiries@mhstar.co.uk

IMPORTER ADDRESS:
MH STAR UK LTD
Unit 27, Perivale Park,
Horsenden lane South
Perivale, UB6 7RH
MADE IN CHINA

DE

Wenn Sie Fragen haben, wenden Sie sich bitte an unser Kundendienstzentrum,Unsere Kontaktdaten stehen unten:

+49 40 87408465

service@aosom.de

ADRESSE DES IMPORTEURE/Hersteller/REP:
MH Handel GmbH
Wendenstraße 309
D-20537 Hamburg
Germany
IN CHINA HERGESTELLT

IT

In caso di dubbio, si prega di contattare il nostro centro assistenza clienti,I nostri dettagli di contatto sono di seguito:

0039-0249471447

clienti@aosom.it

IMPORTATO DA/Produttore/REP:
AOSOM Italy srl
Centro Direzionale Milanofiori
Strada 1 Palazzo F1
20057 Assago (MI)
P.I.: 08567220960
FATTO IN CINA

ES

Si tiene alguna pregunta, comuníquese con nuestro Centro de Atención al Cliente,Nuestros datos de contacto son los siguientes:

0034-931294512

atencioncliente@aosom.es

IMPORTADOR/Fabricante/REP:
SPANISH AOSOM, S.L.
C/ROC GROS,Nº15.08550, ELS HOSTALETS DE BALENYÀ, SPAIN.
B66295775
HECHO EN CHINA

Se tiver alguma dúvida, por favor contacte o nosso Centro de Atendimento ao Cliente,Os nossos dados de contacto são os seguintes:

0034-931294512

info@aosom.pt.

IMPORTADOR/Fabricante/REP:
SPANISH AOSOM, S.L
C.ROC GROS N.15, 08550. ELS HOSTALETS DE BALENYÀ
FEITO NA CHINA

FR

Si vous avez la moindre question, veuillez contacter notre centre d'assistance à la clientèle,Nos coordonnées sont les suivantes:

0033-1-84166106

aosom@mhfrance.fr

Importé par/Fabricant/REP:
MH FRANCE
2 Rue Maurice Hartmann
92130 Issy Les Moulineaux
France
FABRIQUÉ EN CHINE





Adresses sur quefairedemesdechets.fr