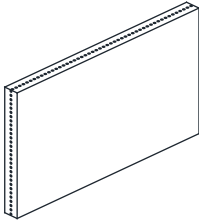


ASSEMBLY INSTRUCTION

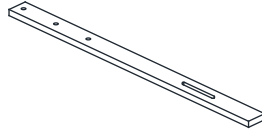
PARTLIST

1



HEADBOARD CUSHION x1

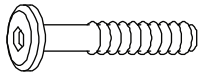
2



HEADBOARD LEG x2

HARDWARE

A



JCBB SCREW
M8 x 35MM x4

B



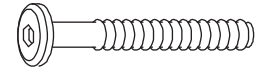
SPRING WASHER
M8 x 14MM x4

C



FLAT WASHER
M8 x 22MM x4

D



JCBC SCREW
M6 x 50MM x4

E



SPRING WASHER
M6 x 12MM x4

F



FLAT WASHER
M6 x 19MM x8

G



HEX NUT
M6 x 5MM x4

H



L - KEY
M4 x 65MM x1

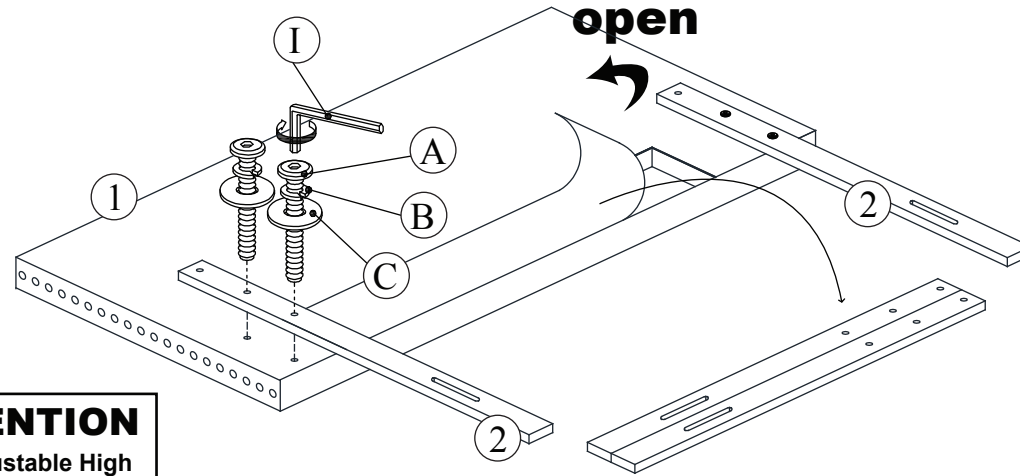
I



L - KEY
M5 x 65MM x1

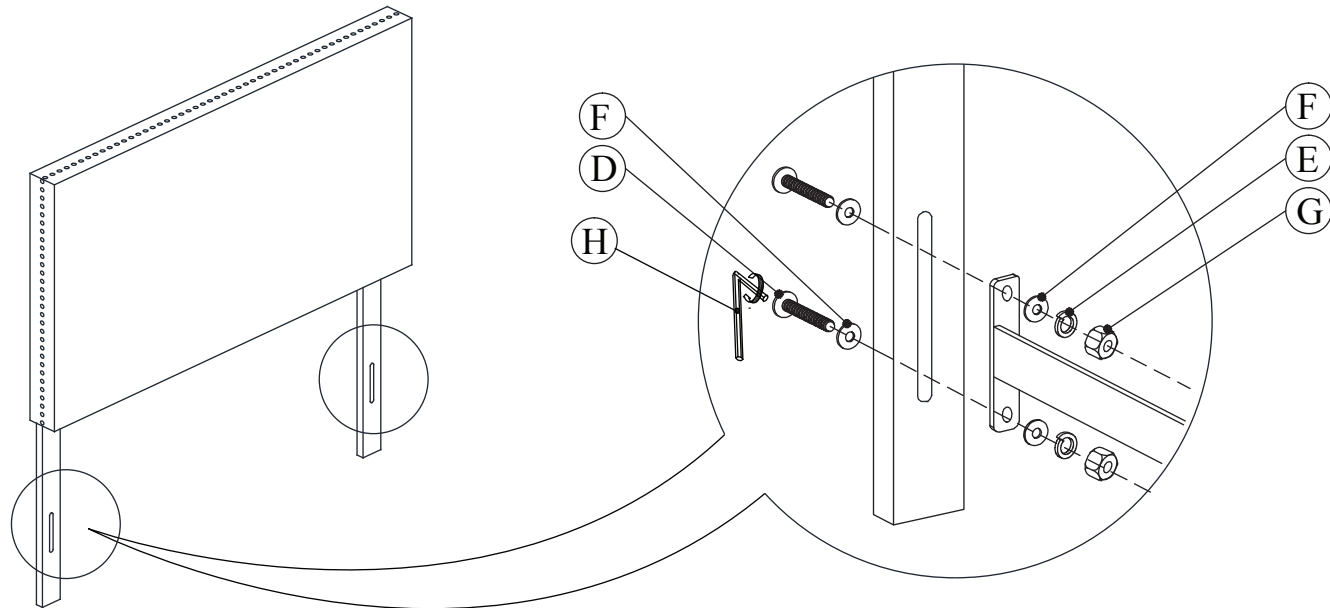
ASSEMBLY INSTRUCTION

STEP 1



ATTENTION
Leg Adjustable High

STEP 2



ASSEMBLY
COMPLETED