

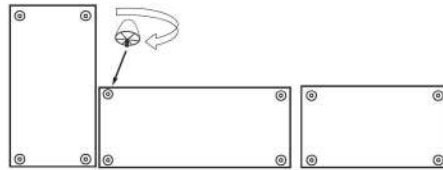


ASSEMBLY INSTRUCTION

Please follow below Assembly Procedures step by step.

HARDWARE LIST			
NO.	DESCRIPTION		QTY (pcs)
A	 leg		12
B			8

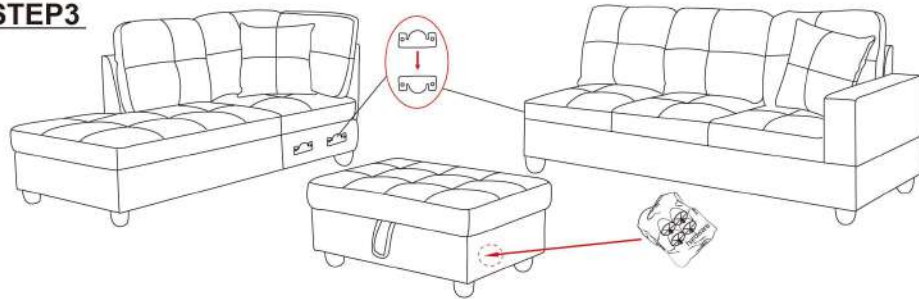
STEP1 ATTENTION:
LEGS LOCATION:
Please check zipper
compartment underneath the seat area.



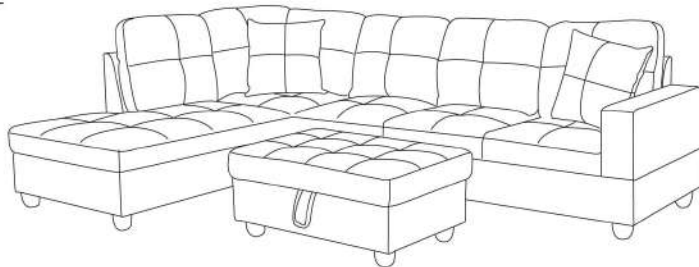
STEP2



STEP3



STEP4

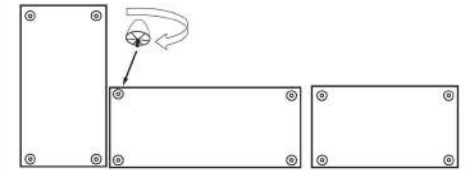


ASSEMBLY INSTRUCTION

Please follow below Assembly Procedures step by step.

HARDWARE LIST			
NO.	DESCRIPTION		QTY (pcs)
A	 leg		12
B			8

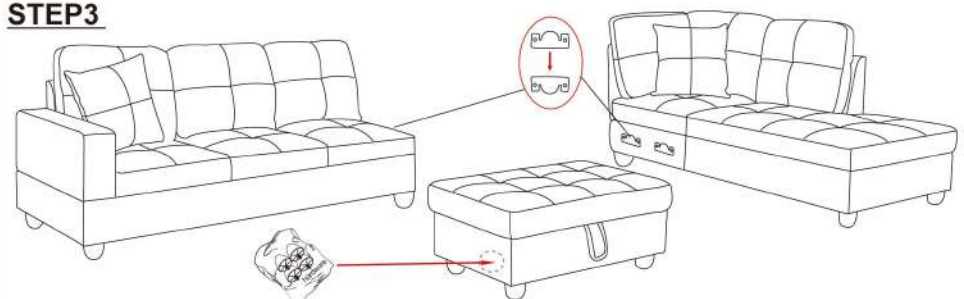
STEP1 ATTENTION:
LEGS LOCATION:
Please check zipper
compartment underneath the seat area.



STEP2



STEP3



STEP4

