





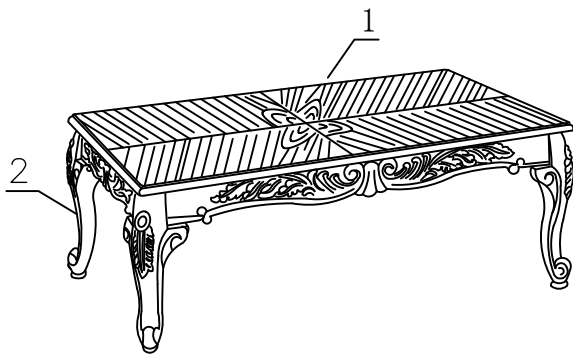


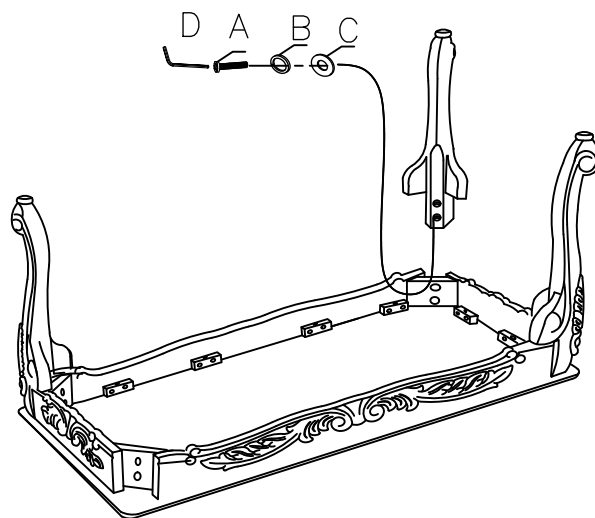
# ASSEMBLY INSTRUCTION

PRODUCTS LIST			
NO	PART	DESCRIPTION	Q' TY
1		TABLE TOP	1PC
2		TABLE LEG	4PCS

HARDWARE LIST			
NO	PART	DESCRIPTION	Q' TY
A		$\phi 5/16'' * 2'' L$	8PCS
B		$\phi 5/16''$	8PCS
C		$\phi 5/16'' * 19MM$	8PCS
D		$\phi 5MM$	1PC



## STEP 1:



Do not tighten screws until completely assembled.