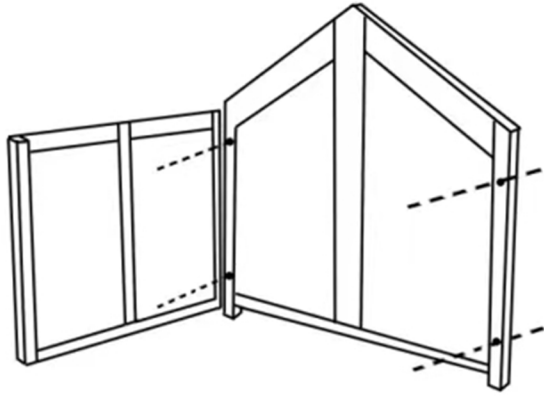
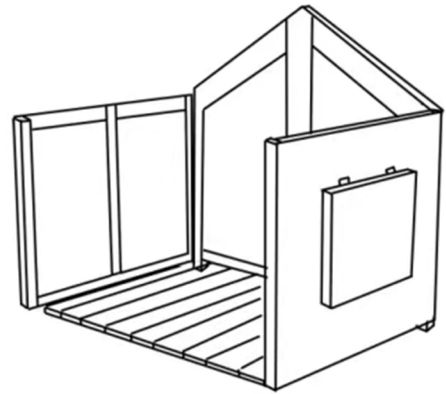


# Dog House Installation Manual



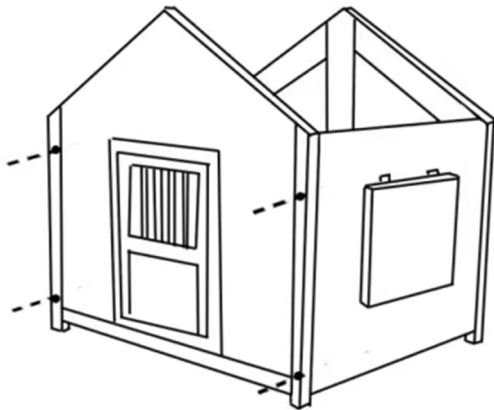
## Step 1:

Thread the side panel and rear panel with bolts.



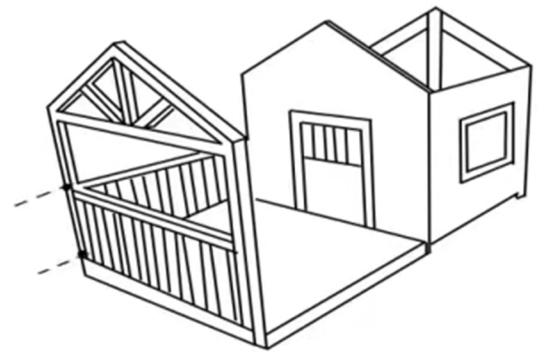
## Step 2:

Install another side panel using the same method and place the bottom panel into it.



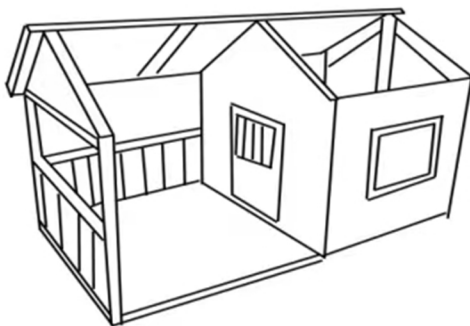
## step 3:

Install the front door panel using the same method.



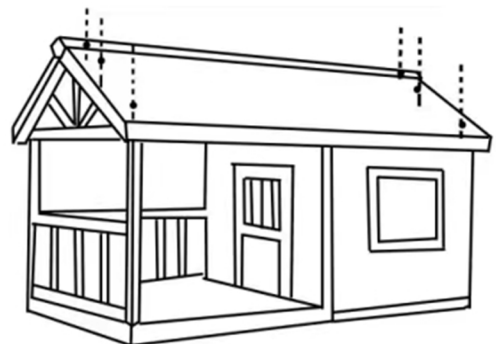
## step 4:

Install balcony floor and fence, fix with screws, and adjust the direction of the side fence by yourself



## step 5:

Cover both sides of the roof, fix and tighten with screws.



## step 6:

Cover the roof ridge and tighten it with screws, then tighten the roof edge strips in sequence with screws.