

Installation Instruction

1.



turn off the power

2.



install mounting bracket

3.



Wire connection

D-Black wire(L)from junction box
C-White wire(N)from junction box
O-Green wirebare copper(G)
from junction box
E-Black wire(B)from fixture
F-White wire(W)from fixture
Q-Green wirebare copper from fixture
H-wire connector x 3

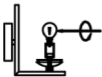
Connect wires

4.



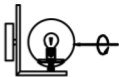
rotate to right side until
to tighten this part

5.



install bulb

6.




rotate the glass shade

7.



rotate to left side until
to tighten fix the glass shade

8.



rise and install canopy
to Mounting bracket

