


RAMPA®

Good idea. Let's make it!



RAMPA® inserts for **Chipboard**



Strong in every area, such as:

- ✓ Furniture construction
- ✓ Stair construction
- ✓ Timber construction
- ✓ Millwork

RAMPA® insert type: SKD330



- ⇒ Maximum pull-out values, across all materials
- ⇒ Provides perfectly straight installation every time
- ⇒ Unthreaded lead and three guiding contours
- ⇒ Up to three times faster than conventional inserts
- ⇒ Maximum utilization of structural strength

RAMPA® insert type: SKD30

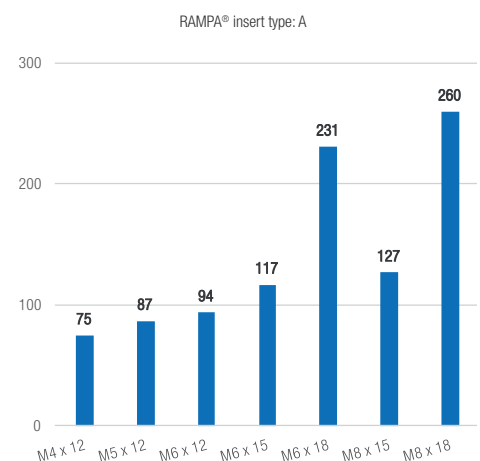
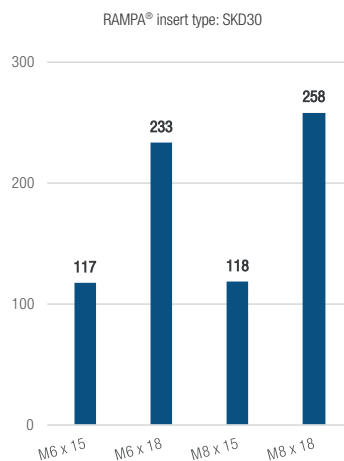
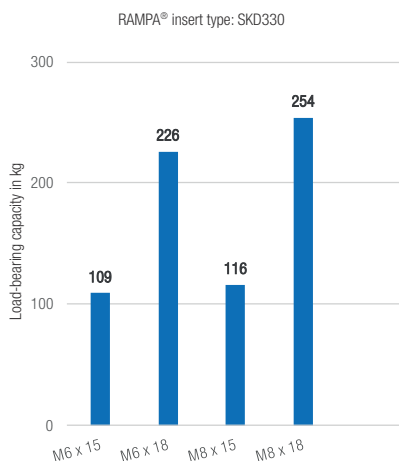


- ⇒ For light or moderate loads
- ⇒ unthreaded lead promotes straight installation
- ⇒ Maximum use of structural strength
- ⇒ Patented 1-way threaded contour

RAMPA® insert type: A



- ⇒ For a wide range of materials
- ⇒ Extremely good load-bearing capacity
- ⇒ Similar to DIN 7965
- ⇒ Recess for chips

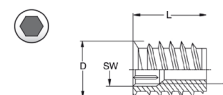


* The above-mentioned values are approximate values which can vary in isolated cases because of differing mechanical properties.



RAMPA® inserts for **Chipboard**

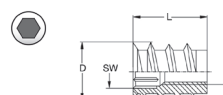
Insert Type: SKD330



Chipboard Panel Thickness	Outer Diameter D (in mm)	Lenght L (in mm)	Thread size (in mm)	Hex Size	Pre-drill (in mm)	Screw-in Torque (Nm)	Art. No.	Steel Zinc Plated
18 mm	12	15	M6	6	10	4	420615001	✓
18 mm	14	15	M8	8	12	7	420855001	✓
22 mm	12	18	M6	6	10	3,75	420618001	✓
22 mm	14	18	M8	8	12	10	420858001	✓

UNC sizes available

Insert Type: SKD30



Chipboard Panel Thickness	Outer Diameter D (in mm)	Lenght L (in mm)	Thread size (in mm)	Hex Size	Pre-drill (in mm)	Screw-in Torque (Nm)	Art. No.	Steel Zinc Plated
18 mm	12	15	M6	6	10	3,5	439615001	✓
18 mm	14	15	M8	8	12	6	439855001	✓
22 mm	12	18	M6	6	10	3,75	439618001	✓
22 mm	14	18	M8	8	12	11	439858001	✓

UNC sizes available

Insert Type: A




Chipboard Panel Thickness	Outer Diameter D (in mm)	Lenght L (in mm)	Thread size (in mm)	Slot Size	Pre-drill (in mm)	Screw-in Torque (Nm)	Art. No.	Steel Zinc Plated
16 mm	8	12	M4	/	7	3	001412001	✓
16 mm	10	12	M5	/	8	3	001512001	✓
16 mm	12	12	M6	/	10	3	001612001	✓
18 mm	12	15	M6	/	10	3	001615001	✓
18 mm	14	15	M8	/	12	5	001855001	✓
22 mm	12	18	M6	/	10	3,5	001618001	✓
22 mm	14	18	M8	/	12	9	001858001	✓

UNC sizes available

RAMPA®

Good idea. Let's make it!



RAMPA® inserts for **Chipboard**

Recommended RAMPA® screw-in tools:

Screwdriver type 504
Shank DIN 3126 E11.2



Screwdriver type 506
Shank DIN 3126 E6.3



Screwdriver type 515
Round or hexagonal
shank



Suitable connecting materials:

RAMPA® flat-head
screw type KF



RAMPA® pan-head
screw type KC



RAMPA® pan-head
screw type KS



RAMPA® mushroom-head
screw type KT



RAMPA® pan-head
screw type SG



RAMPA® pan-head
screw type KFTX

