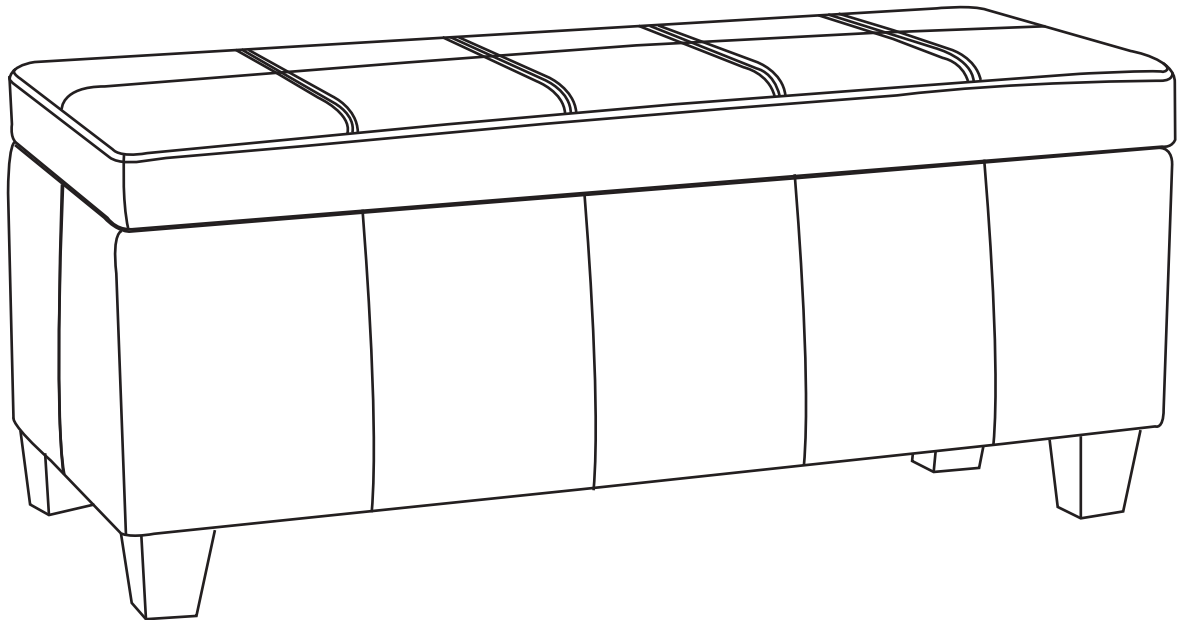


INSTRUCTION MANUAL



**42" Wide Faux Leather Rectangle
Ottoman With Storage**

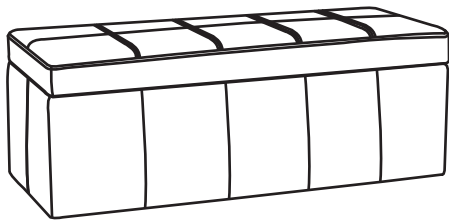
! CARE & MAINTENANCE

- △ Clean the dust with a soft cloth
- △ Do not store in extremely wet environment.

PARTS

A

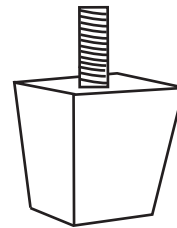
Seat



1PC

B

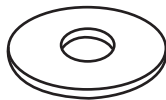
Wooden Legs



4PCS

C

Plastic washer




4PCS

PRODUCT ASSEMBLY

1

Open the cover of ottoman and take out the small box.
Take out legs and plastic washers in the box.
Attach legs on bottom of the ottoman.



2

