






ASSEMBLY INSTRUCTION








DESCRIPTION: Server

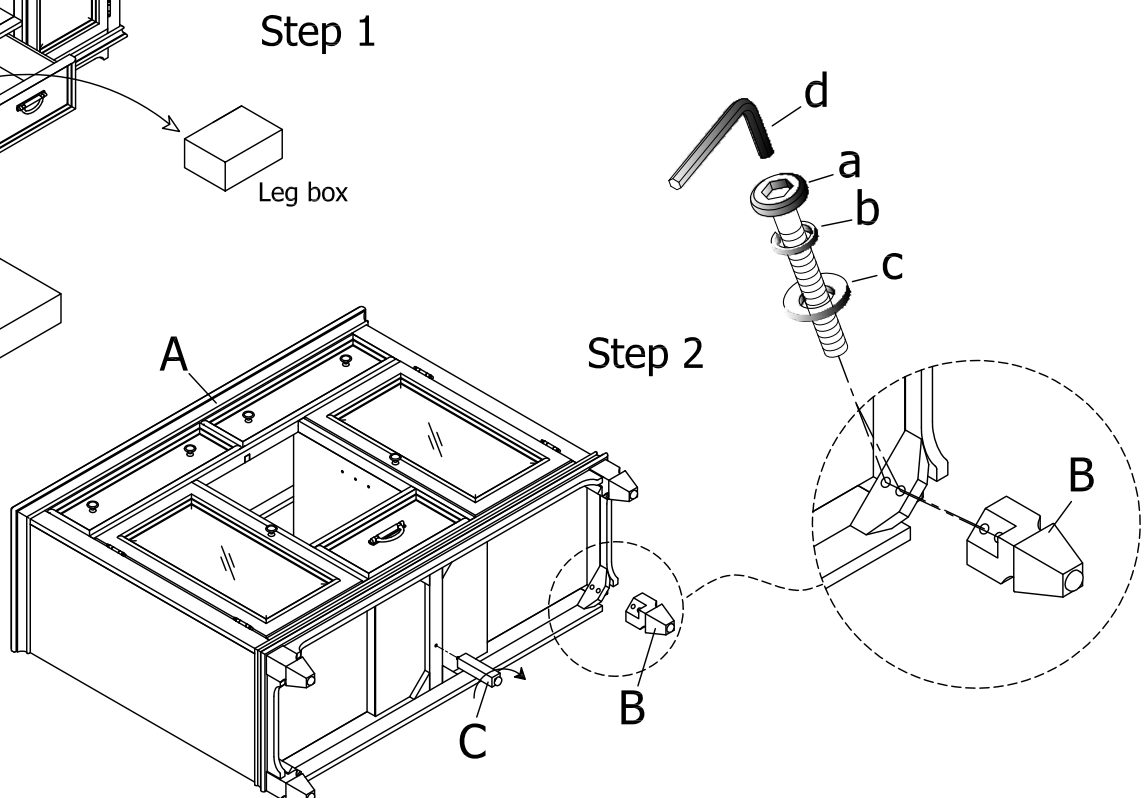
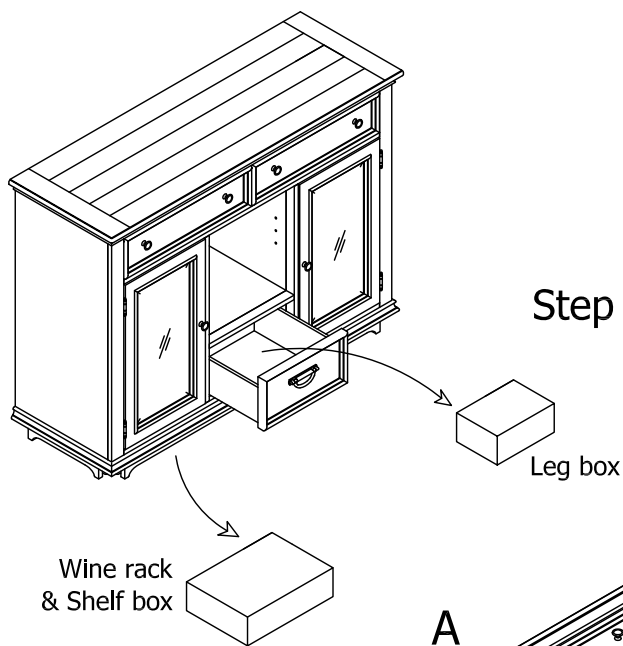
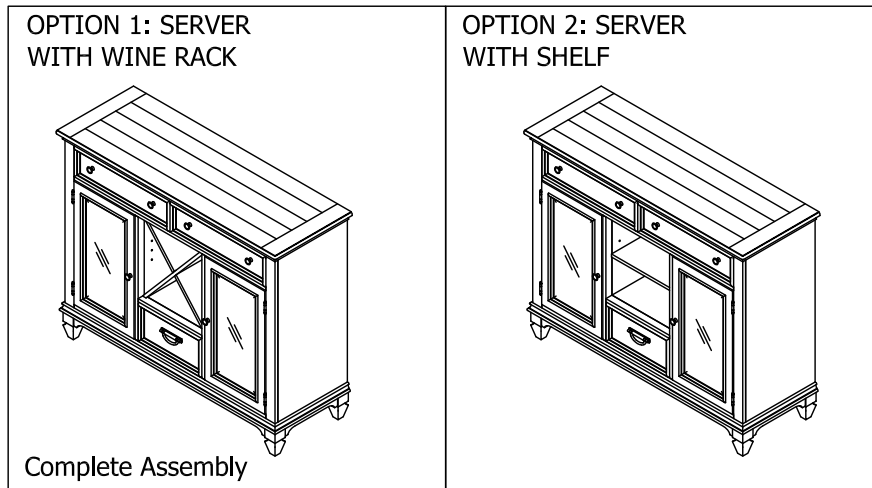
Thank you for purchasing this quality product. Be sure to check all packing materials carefully for small parts which may have come loose inside the carton during shipment. Identify and count all parts and compare with the parts List Below.

PARTS LIST

NO.	SKETCH	DESCRIPTION	Q'TY
A		Server	1pc
B		Leg	4pcs
C		Support Leg	1pc
D		Shelf	1pc
E		Wine Rack	2pcs

HARDWARE LIST

NO.	SKETCH	HARDWARE	Q'TY
a		5/16"x18x2-1/4"	8pcs
b		5/16"	8pcs
c		5/16"x19mm	8pcs
d		4mm	1pc
e		#3x5/8"	4pcs
f			4pcs
g			1set



CLEANING INSTRUCTION

Clean the Server surface with a furniture polish and a soft cloth

MADE IN VIETNAM