











Assembly instructions

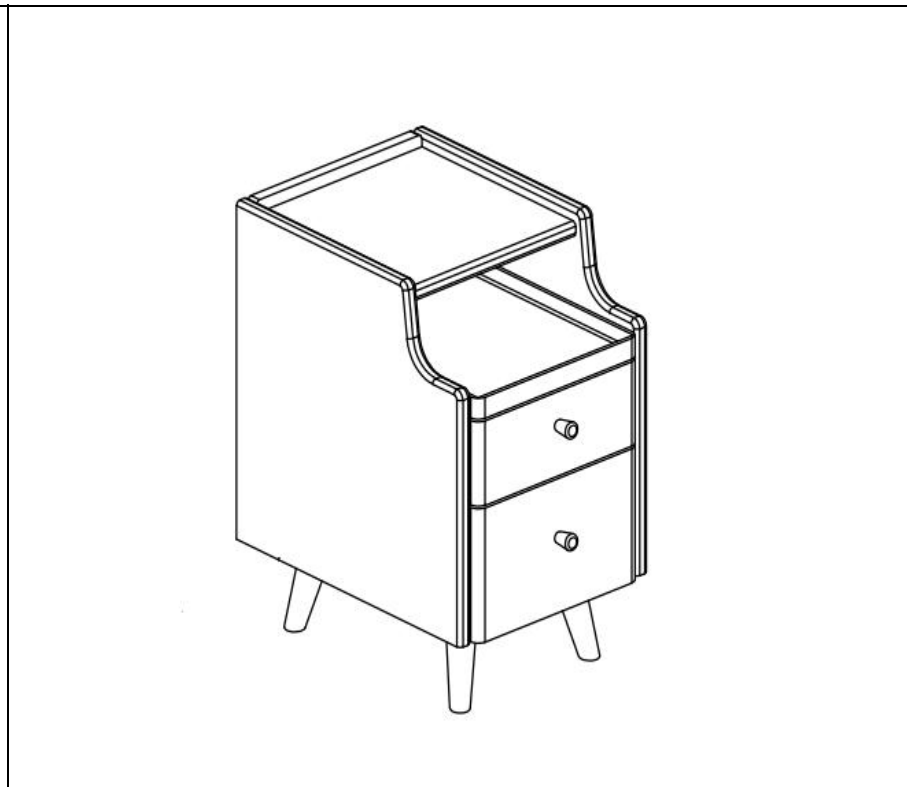
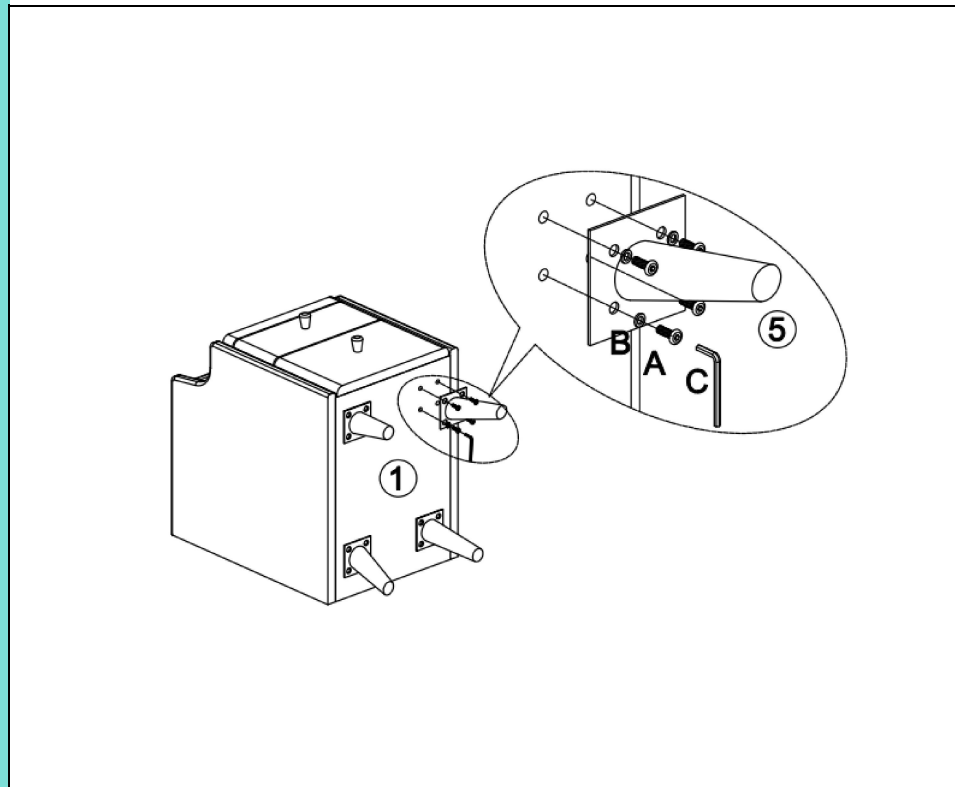
Product name: Nightstand
30cm

NO.	Part name	Parts drawing	Parts Size	Quantity	
1	Cabinet (installed)		300 * 392 * 400MM	1	
2	Laminated pallet (installed)		317 * 258 * 85MM	1	
3	Upper drawer (installed)		258 * 315 * 100MM	1	
4	Lower drawer box (installed)		258 * 315 * 159MM	1	
5	Foot Post		100 * 70.5 * 70.5 MM	4	
A	Hexagon socket head bolts		M6 * 15MM	16	
B	Flat Washers		M6 * 15MM	16	
C	Hexagon socket wrench		M4 * 57MM	1	
This product has been inspected for wood and paint, and it fully conforms to the national quality inspection standards. After passing the inspection, it will be delivered to the factory. After confirming that the packaging is in good condition, it can be sold.			Product name	Solid wood furniture	Quality
			Pualified	Qualified product	QC 02
			Level	One level	

NO.	Part name	Parts drawing	Parts Size	Quantity
D	Tapered Handle (Installed)		Φ20MM*22MM	2
E	Handle Screw (Installed)		M4*Φ30MM	2

Step 1

Step 2



NOTE: After unpacking, check the number of assemblies shown in the diagrams, then assemble as shown in the diagrams. Align foot post #5 with the holes in the bottom of cabinet #1 and secure with hardware A/B respectively.

Assembly completed