

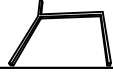







# SIDE CHAIR

Assembly instructions

## PARTS LIST

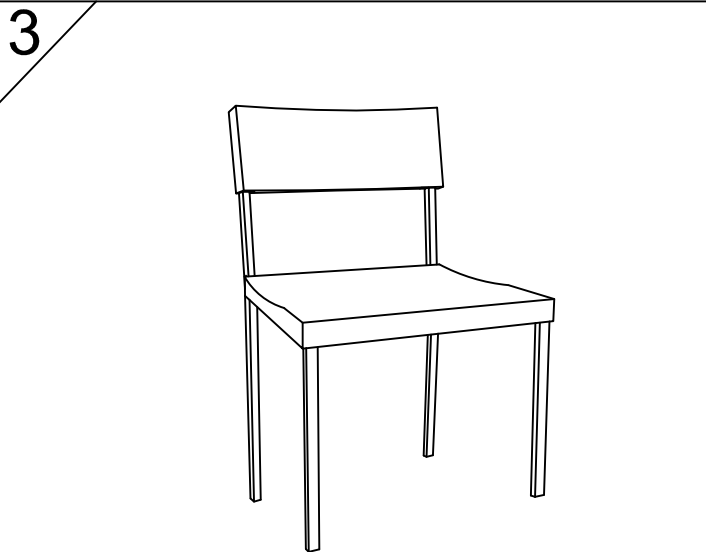
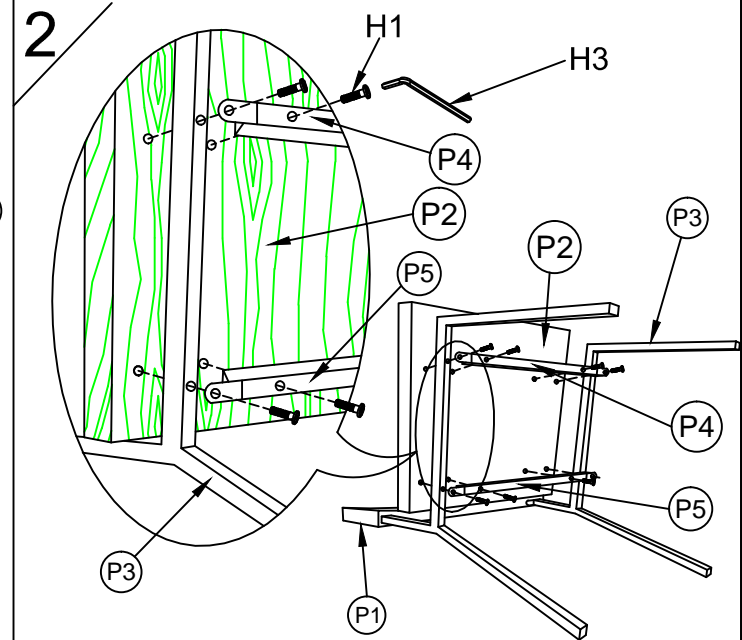
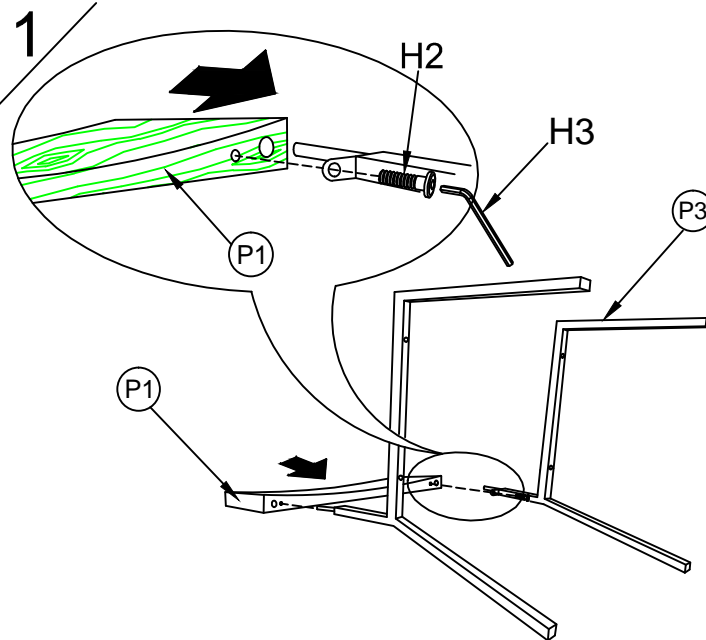
NO	DESCRIPTION	IMAGE	QTY
P1	BACKREST		1
P2	SEAT		1
P3	SIDE FRAME R / L		2
P4	METAL SUPPORT LONG		1
P5	METAL SUPPORT SHORT		1

## HARDWARE LIST

NO	DESCRIPTION	IMAGE	QTY
H1	BOLT (6X40MM)		8
H2	BOLT (6X20MM)		2
H3	ALLEN KEY		1

NOTE: PO# is located underneath/ inside of each item. Please be prepared to provide this # should any claim be necessary.

CAUTION: Item is heavy assembly should be performed by two people.



ASSEMBLY COMPLETED