

87055 Tisch Schickeria Schwarz Ø110

EAN: 4025621870555



Email: info@kare.de

KARE Design GmbH Zeppelinstraße 16, 85748 Garching-Hochbrück Germany

Geschäftsführende Gesellschafter: Jürgen Reiter, Peter Schönhofen


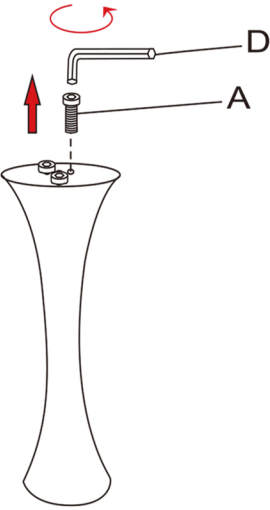
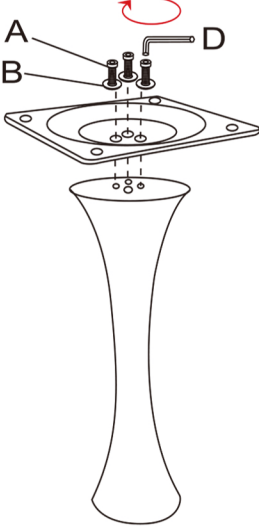
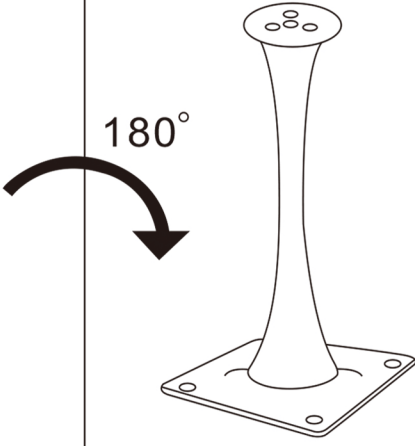
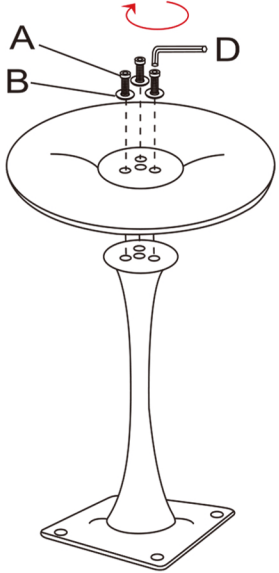
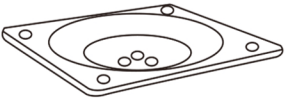
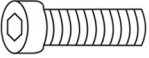

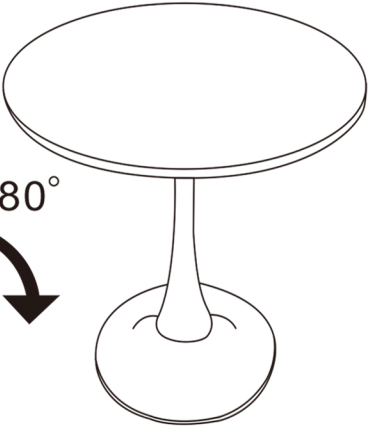
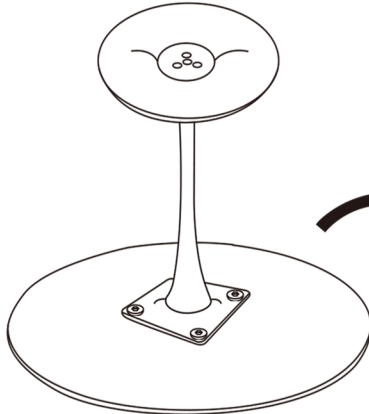
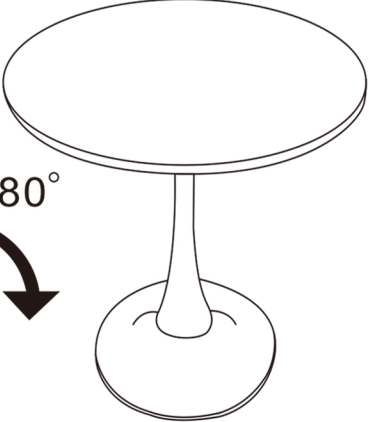

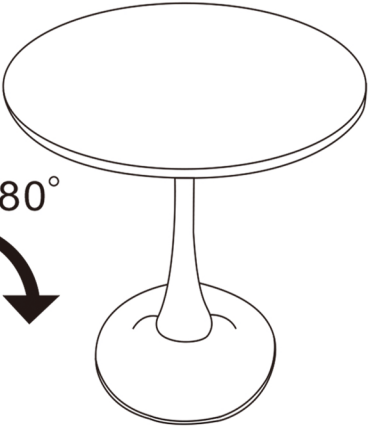
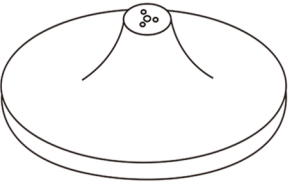
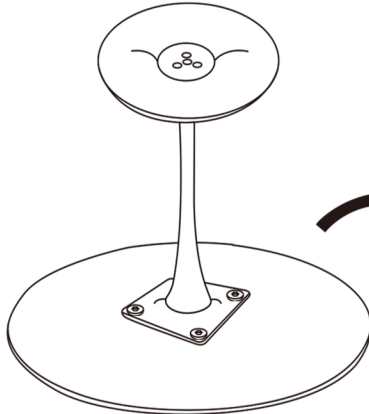

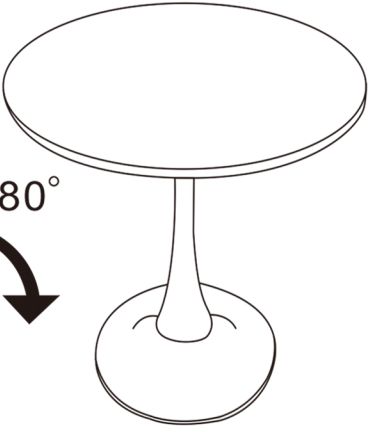
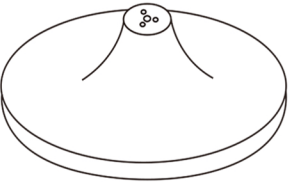


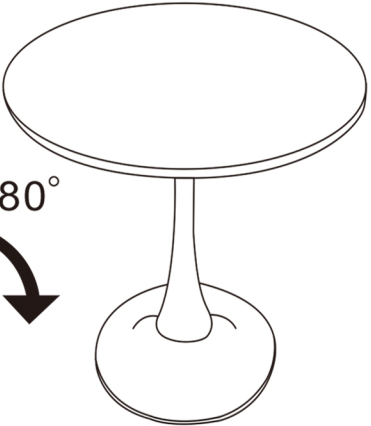
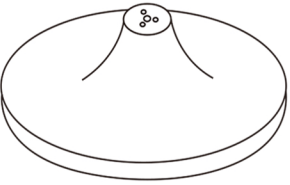
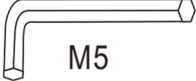

KARE Design GmbH HRB 164 249 Amtsgericht München Sitz: München Steuernummer: Finanzamt München für Körperschaften, 143/153/40064 USt-ID: DE 250 622 249

www.kare.de www.kare-design.de

Table Schickeria MDF Top & Steel Base Assembly Instruction

KARE
DESIGN

Tips : Using the received product boxes or packaging contents during assembly will prevent flooring and product damage. The extra screws are for spare parts.

<p>Table Top x 1</p> 	<p>1. Remove the "A" screw counterclockwise</p> 			<p>2. Combine "A" and "B" and rotate clockwise</p> 	<p>3. Turn the table leg over.</p> 	<p>4.</p> 
<p>Square Plate x 1</p> 	<p>5. Combine the assembled table stand with the table top.</p> 			<p>6. Turn the assembled table over, never force the table leg to turn over, may cause the nut to fall off.</p> 	<p>7. Thank you for your support of KARE</p> 	
<p>Table Leg x 1</p> 	<p>A</p>	 M8x30mm	<p>6</p>	<p>6. Turn the assembled table over, never force the table leg to turn over, may cause the nut to fall off.</p> 	<p>7. Thank you for your support of KARE</p> 	
<p>Table Base x 1</p> 	<p>B</p>	 	<p>10</p>	<p>6. Turn the assembled table over, never force the table leg to turn over, may cause the nut to fall off.</p> 	<p>7. Thank you for your support of KARE</p> 	
<p>Table Base x 1</p> 	<p>C</p>	 M6x13mm	<p>4</p>	<p>6. Turn the assembled table over, never force the table leg to turn over, may cause the nut to fall off.</p> 	<p>7. Thank you for your support of KARE</p> 	
<p>Table Base x 1</p> 	<p>D</p>	 M5	<p>1</p>	<p>6. Turn the assembled table over, never force the table leg to turn over, may cause the nut to fall off.</p> 	<p>7. Thank you for your support of KARE</p> 