

# Attention : Please do not tighten the screws until all the screws are well in position !

50%

M H I D

M and D are two tools to help you easily screw the screws.

50%

M H I D

M and D are two tools to help you easily screw the screws.

A

B

C

C

D

E

G

H

J

M

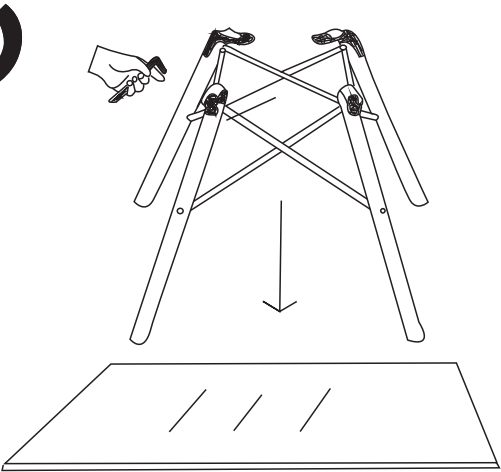
M

H

J

D

100%



J is a security cover, please use J to cover I after all the screws are tightened.

A

B

C

C

J

Correctly distinguish #A, #B and #C.  
And pay attention to their installation direction.

A

B

C

A

B

C


C



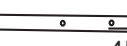










F

M

K

L



A	 1PC	D	 1PC	G	 4PCS	J	 8PCS	M	 1PC
B	 1PC	E	 1PC	H	 6*35mm 8PCS	K	 6*13mm 4PCS		
C	 2PCS	F	 1PC	I	 8PCS	L	 4PCS		