


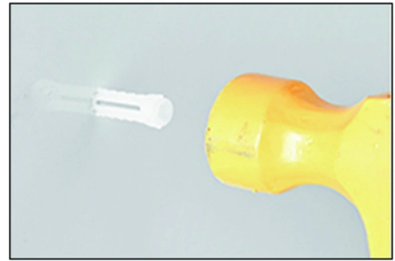
Installation Steps



① Location Hole



② Drilling




③ Tap In The Expansion Screw



✗ Up: wrong orientation



Correct gasket installation ✓



✗ Installed reversely

④ Tighten Screws



⑤ Put Holder On Base



⑥ Tightening Little Screws



⑦ Interior view after installation