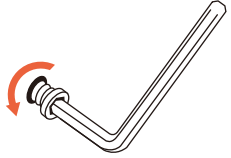


• Instructions


✦ NOTICE

Please use the allen key included instead of an electric drill.




TIPS!

We recommend two people for the assembly process.




☑ Please make sure all the parts are included.

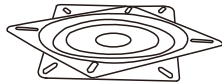
Ax1



Bx1



Cx1



a *12
M6x16mm

b *4
M6x30mm

c *4
M6x40mm

d

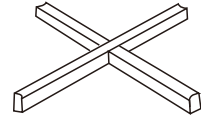
Dx4




Ex4



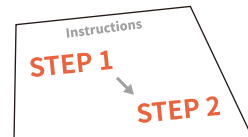
Fx1



Read the instructions carefully.



Follow the assembly steps.



STEP 1

STEP 2
For better assembly in the following steps, please only screw all the screws to 80% of the position when assembling this step.

STEP 3

STEP 4