





# ASSEMBLY INSTRUCTIONS | LOOM ARM CHAIR

HARDWARE CHECKLIST		
A		JCBC Bolts M6x60mm (4pcs)
B		Flat Washer M6xø18mm (4pcs)
C		Spring Washer M6xø11mm (4pcs)
D		Allen Key (1pc)

## Step 1

