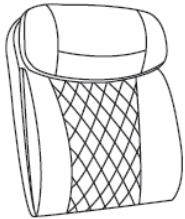

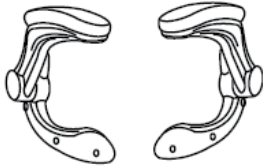
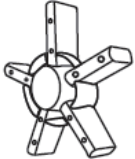




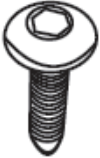
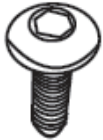




# Assembly Manual

## OFFICE CHAIR



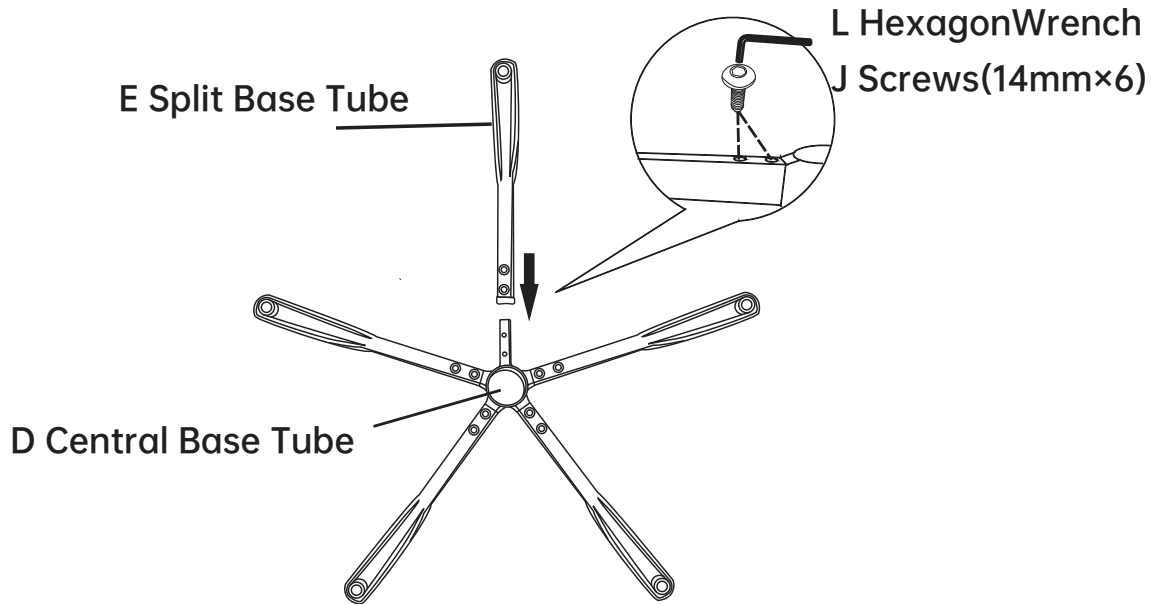
# Accessories List

<p><b>A Backrest</b></p> 	<p><b>B Seat Cushion</b></p> 	<p><b>C Armrest</b></p> 	<p><b>D Central Base Tube</b></p> 
<p><b>E Split Base Tube ×5</b></p> 	<p><b>F Air Rod</b></p> 	<p><b>G Base Plate</b></p> 	<p><b>H Castor ×5</b></p> 
<p><b>I Screws (25mm×6)</b></p> 	<p><b>J Screws (14mm×6)</b></p> 	<p><b>K Decorative Cap</b></p> 	<p><b>L Hexagon Wrench (L-Shape)</b></p> 

# Assembly Instruction

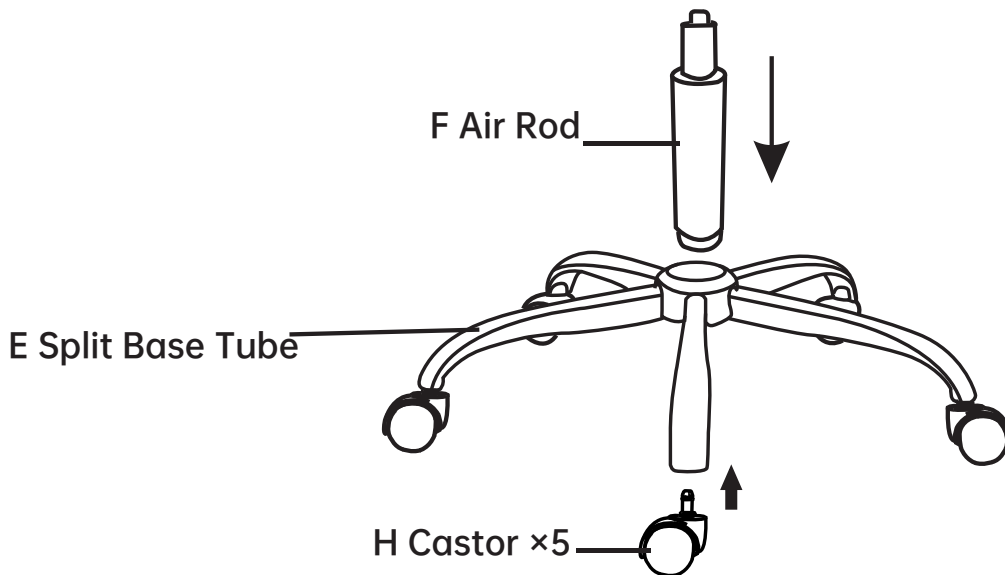
## STEP 1

### Insert Split Base Tube into Central Base Tube



## STEP 2

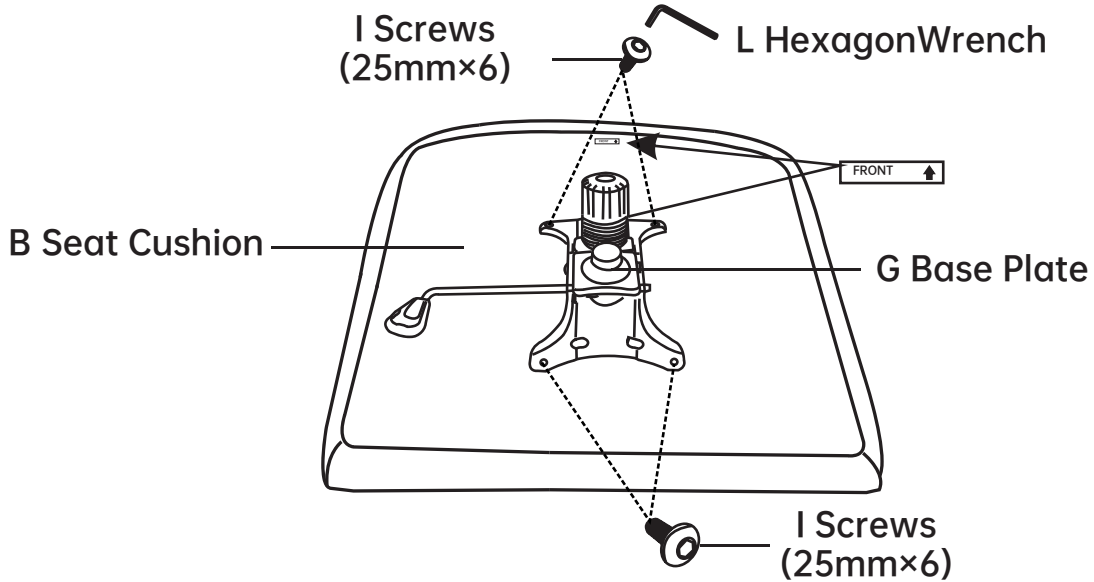
### Insert Castors and Air Rod into parts done in Step 1



# Assembly Instruction

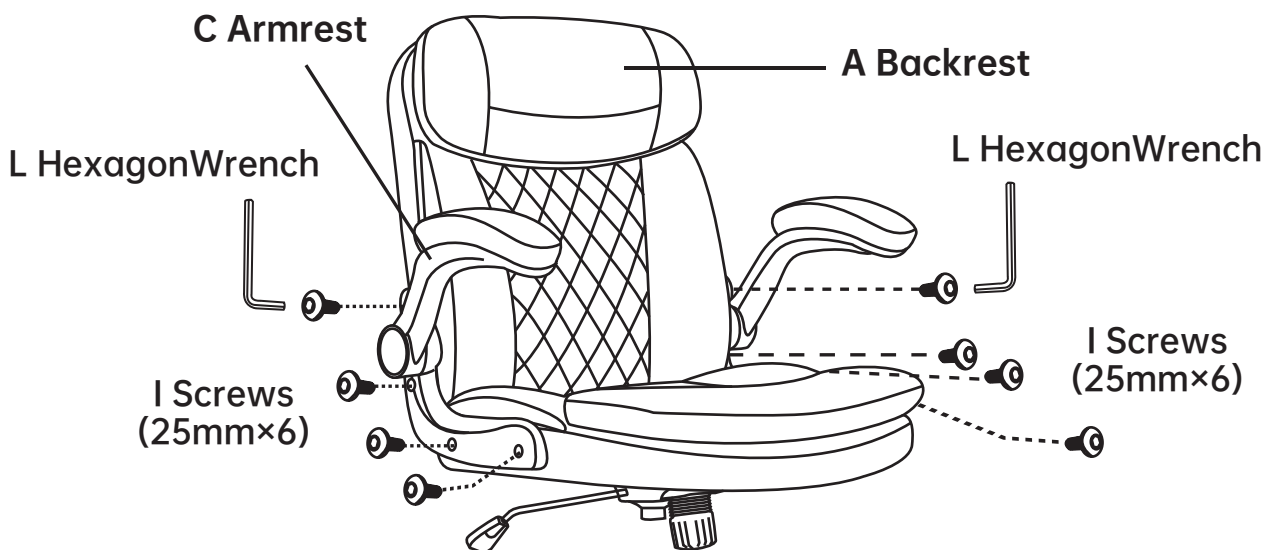
## STEP 3

### Attach the Base Plate on the Seat Cushion



## STEP 4

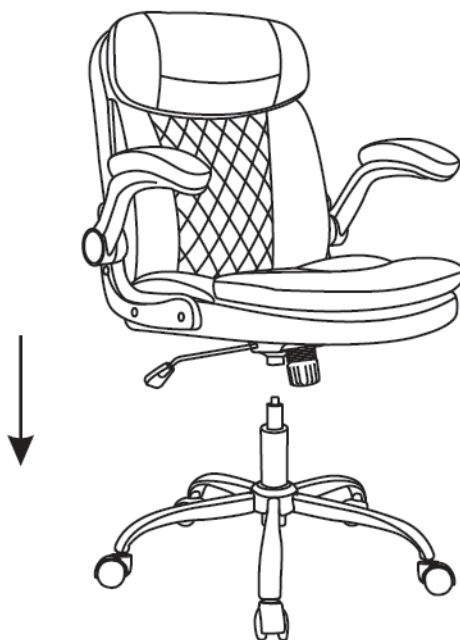
### Assemble the Backrest



# Assembly Instruction

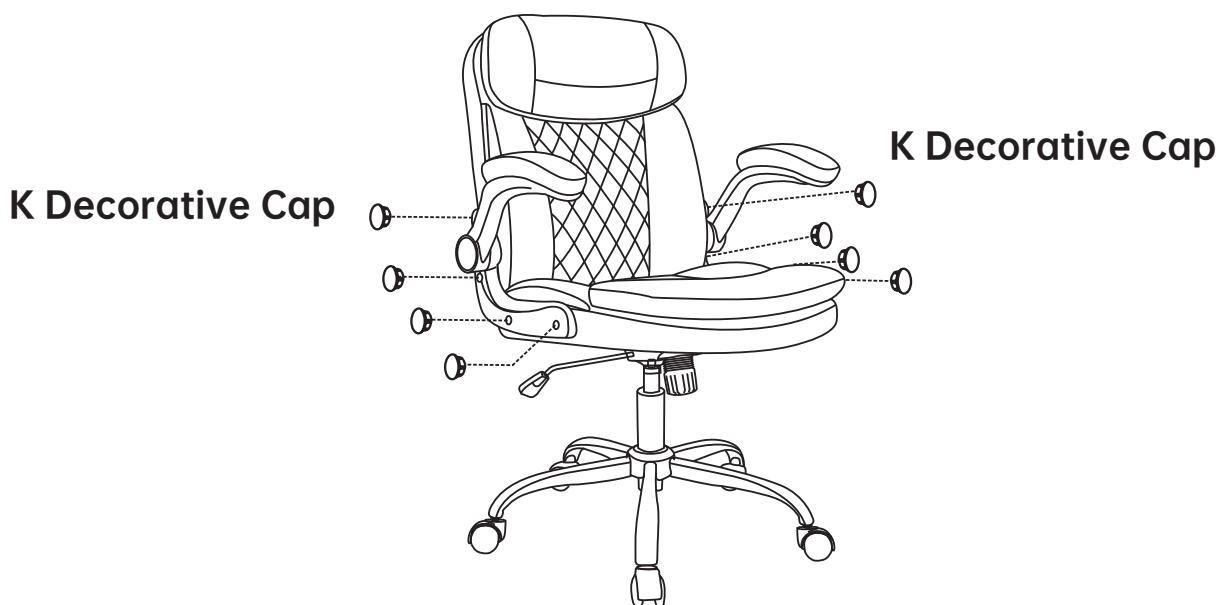
## STEP 5

Insert the Air Rod into the Base Plate



## STEP 6

Install the decorative caps.



# Chair Safety Warnings

## 1. General Safety Warnings

- "This chair is designed for office or home use only. Do not use it for industrial, medical, or other unintended purposes."
  - "Maximum weight capacity: 300lbs. Exceeding this limit may cause structural failure and injury."
- 

## 2. Assembly Warnings

- "Follow the assembly instructions precisely. Incorrect assembly may lead to instability or collapse."
  - "Ensure all screws and bolts are fully tightened before use. Check periodically for looseness."
- 

## 3. Usage Warnings

- "Do not stand on the chair or use it as a step ladder. The chair is not designed to support dynamic loads."
  - "Avoid leaning back excessively or rocking the chair violently, as this may cause tipping."
- 

## 4. Adjustment Warnings

- "Adjust the seat height so your feet rest flat on the floor. Improper adjustment may cause posture-related injuries."
- 

## 5. Maintenance Warnings

- "Use only mild cleaners. Harsh chemicals may damage materials or weaken structural integrity."
  - "Inspect the chair regularly for wear and tear (e.g., gas cylinder, wheels). Replace damaged parts immediately."
-