



# Betello™ Comfort Height®

elongated toilet bowl with skirted trapway

## K-20148

### Features

- Elongated bowl offers added room and comfort.
- Skirted trapway simplifies cleaning.
- Revolution 360® swirl flushing technology generates a forceful swirling motion to keep the bowl cleaner, longer.
- Comfort Height® feature offers chair-height seating that makes sitting down and standing up easier for most adults.
- 2-1/8" fully glazed trapway.
- CleanCoat™ technology inhibits the growth of water scale and mineral stains for improved ease of cleaning.
- Combines with the K-20203/-RA or K-20204 tank to create a complete K-20197/-RA Betello™ or K-20198 Betello™ ContinuousClean toilet.

### Installation

- Standard 12" rough-in.
- 10" and 14" rough-in kits are also available.
- Seat not included.
- Patented ReadyLock™ installation system is a simple solution for skirted toilets that saves time, hassle and eliminates the need to drill into the floor for a standard 12" rough-in.

### Recommended Products/Accessories

K-20203 toilet tank  
K-20203-RA toilet tank  
K-20204 ContinuousClean toilet tank

### Included Components

Additional Components:  
ReadyLock™ installation system



### Codes/Standards







ASME A112.19.2/CSA B45.1

### KOHLER® One-Year Limited Warranty

See website for detailed warranty information.

### Available Colors/Finishes

*Color tiles intended for reference only.*

Color	Code	Description
	0	White
	96	Biscuit
	NY	Dune
	95	Ice™ Grey
	G9	Sandbar
	7	Black Black™



**Betello™ Comfort Height®**  
elongated toilet bowl with skirted trapway  
**K-20148**

No image available.

This product is a component and not intended to be a standalone installation.

**Technical Information**

All product dimensions are nominal.

Toilet type: Two-piece, Floor-mount

Waste Outlet: Floor

Bowl shape: Elongated

Water Consumption

Full: 1.28 gpf (4.8 lpf)

Water surface size: 9-3/8" x 7-3/16" (238 mm x 183 mm)

Rough-in: 12" (305 mm)

**Fixture Supply Requirements**

Min static pressure: 15 psi (103.4 kPa)

Max static pressure: 80 psi (551.6 kPa)

**Notes**

Install this product according to the installation instructions.