

## **READ & SAVE BELOW INSTRUCTIONS**

Before beginning assembly of product, make sure all parts are present. Compare parts with package contents list and hardware contents list. If any part is missing or damaged, do not attempt to assemble the product. Do not fully tighten any of the bolts until the table is completely assembled.

Assemble the items on a stable, non-abrasive surface such as carpeting to avoid damage.

Table Weight capacity: 50 lbs. Do not sit on it.

## **CARE AND MAINTENANCE**

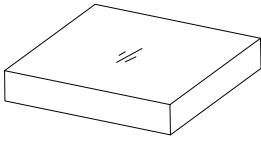
Use mild soap and warm water. Do not use abrasive materials, cleaners or bleach products. Rinse with clean water and dry thoroughly.

Water allowed to accumulate inside the frames could freeze and damage the frame tubing.

Such damage is not covered under the warranty.

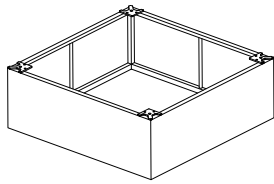
# PACKAGE CONTENTS

A



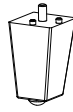
x1

B



x1

C



x4

# HARDWARE CONTENTS

D



x4

E



x4

F



x4

G



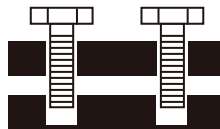
x1


H

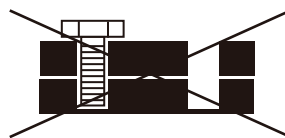


x2

Install all the relevant screws, but do not tighten them completely at the very beginning.



 Do not fully tighten until the end of assembly or until stated.



# ASSEMBLY INSTRUCTIONS

