


Assembly Instruction





PRE-ASSEMBLY INFORMATION

Please read this manual carefully before beginning assembly of this product.

Keep this manual for future reference.



NOTICE

[If you have any questions, please contact us]

- Please keep this manual and hand it over when you transfer the product.
- Please read the following instructions carefully and use the product accordingly.
- This summary may not include every detail of all variations and considered steps.
- Please contact us when further information and help are needed.
- Please do not exceed the weight limitations of this item.
- Do not stand on or use any part of this item as a step ladder. If any parts are missing, broken, damaged, or worn, stop using this item until repairs are made and/or factory replacement parts are installed.
- Please assemble the item in a spacious room and do not place the unwrapped product directly on the ground to avoid damage.
- Do not use this item in a way inconsistent with the manufacturer's instructions as this could void the product warranty.
- Periodically inspect screw tightness while the product is in use. If necessary, retighten to ensure structural integrity.
- To avoid the potential dangers of suffocation, please keep all parts and packaging (films, plastic bags and-foam,etc.) away from children and pets.
- Do not use or store this item in the proximity of open flame or flammable/combustible chemicals.
- Do not expose product to direct sunlight or rain, and do not put it in a humid place, failure to do so may accelerate the distortion or discoloration.


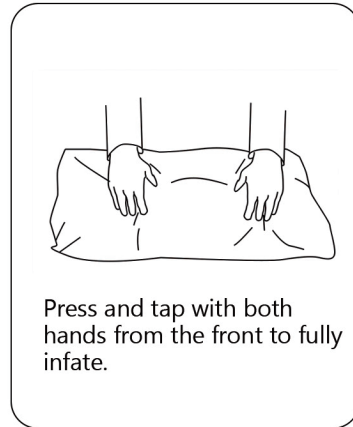
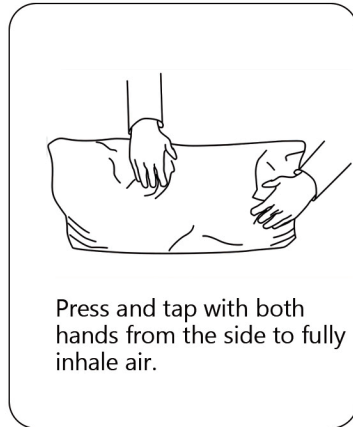
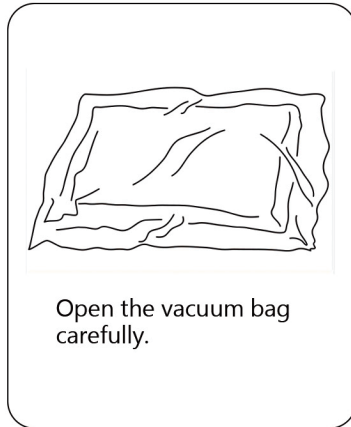


IMPORTANT

- We recommend unpacking and starting assembly of this item when all boxes are received.

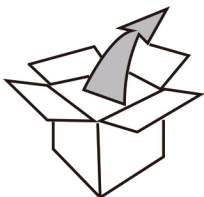
ASSEMBLY INSTRUCTION

- Your cushions come vacuum packed and sealed for shipping. To restore the cushion's original shape, follow the steps below.



- After packing up, place them in somewhere dry and ventilated. After about 48-72 hours, it can be restored to the best use condition.

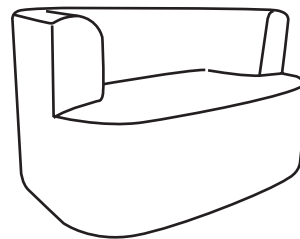
Note: Please retain all boxes until you are certain that your product isn't damaged and that you do not wish to return it. Disposal of boxes may prevent our ability to resolve your request.




BOX-A



A



B

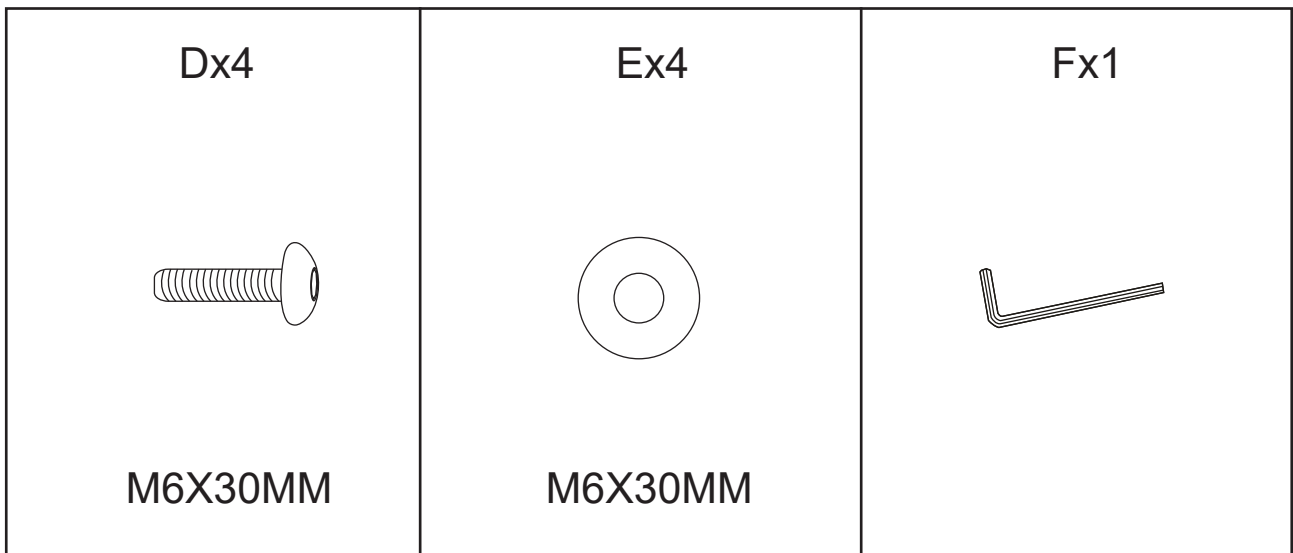
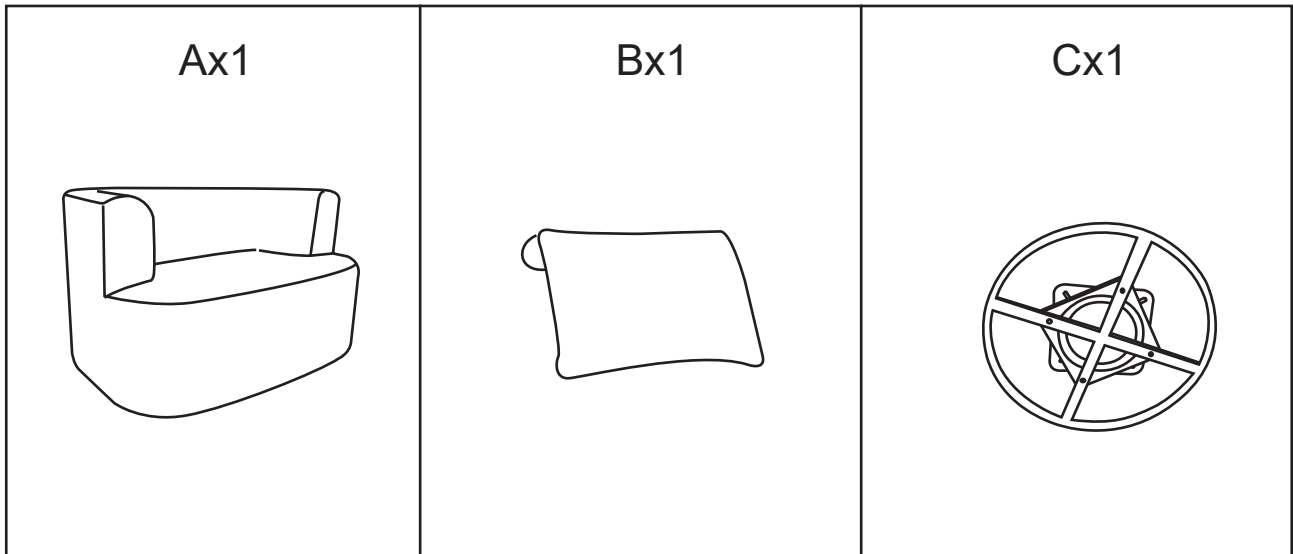


C



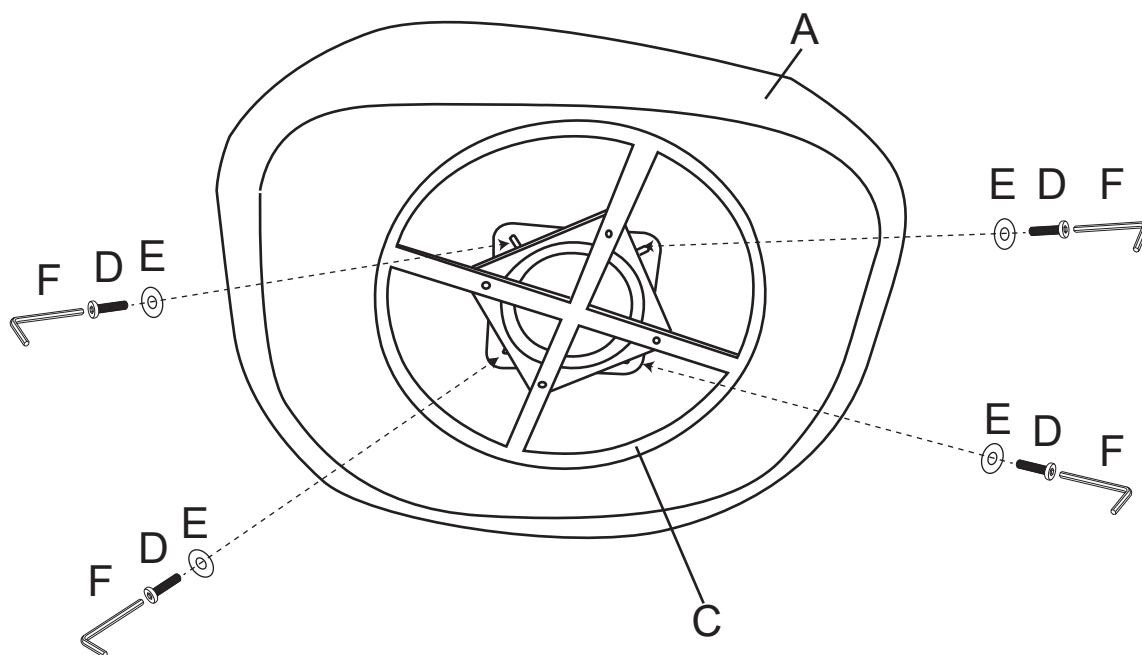
COMPONENTS

[Before installation, please check that the parts are all included !]

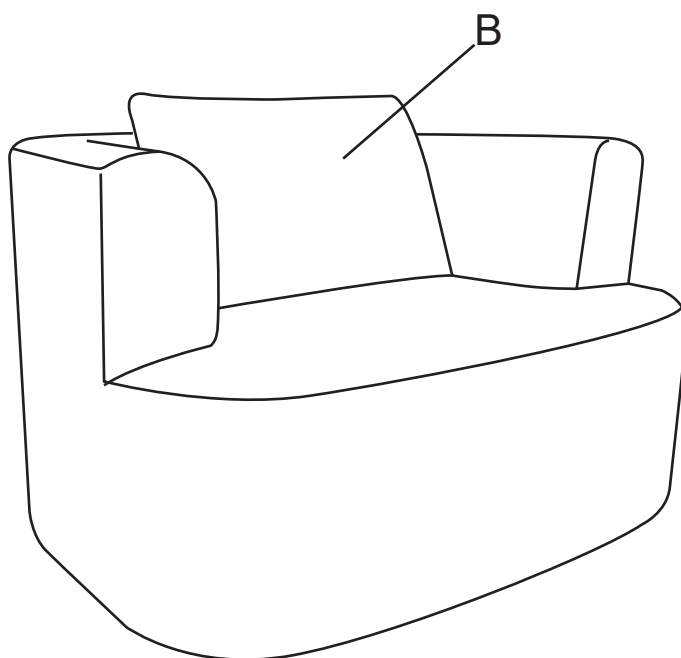


ASSEMBLY INSTRUCTION

Step1



Step2



RETURN POLICY

- We hope you enjoy your new furniture as much as we enjoyed making it, if you have any comments or suggestion about our product, please feel free to share with us.
- We do our best to ensure your furniture arrives without any problems, but occasionally mistakes happen-as humans we are imperfect beings. In the event that a part is damaged or missing, we really don't want you to go through the hassle of re-packaging your item and sending it back, we will be more than happy to provide you with replacement part(s) for free. All your concerns will be taken good care of by our CUSTOMER SERVICE TEAM.
- All returns must be shipped back in original boxes. Pictures may be required for some returns to ensure an item is not damaged prior to its return. Items received without original boxes may not be accepted or may increase your return processing time.

WARNING

Manufacturer and seller expressly disclaim any and all liability for personal injury, property damage or loss, whether direct, indirect, or incidental, resulting from the incorrect attachment, improper use, inadequate maintenance, unapproved modification, or neglect of this product.



Chat Support



Product Consult



Orders FAQ



Product Assembly



Returns & Refunds

PRODUCT WARRANTY DETAILS

1. If you need to return and the reason for return is a result of an error by the Seller, please contact the after-sales team. Please include a brief description of the problem and photos of the damaged product in your email.
2. Please Note: If the customer does not contact the after-sales team to provide a return label, the customer purchases the return label by themselves, which may incur expensive return shipping charges.
3. If the product is damaged by the customer, we have reason to refuse to provide a prepaid return label, and the customer will need to pay for the return shipping.
4. Boxes for return shipping will not be provided by the seller and is the customer's responsibility to either use the original shipping boxes, or purchase new boxes if no boxes.
5. After all returned items arrive at Return Center, please contact the after-sales team and we will fully refund back to the original payment method.
6. If you have any ideas and questions, please feel free to contact us, we will provide you with a satisfactory solution.