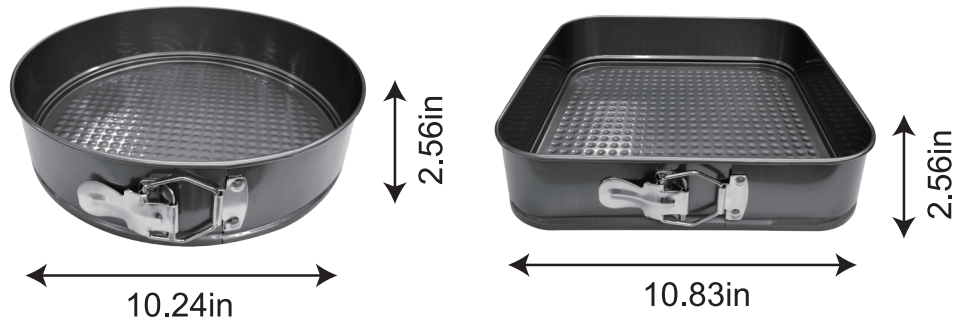
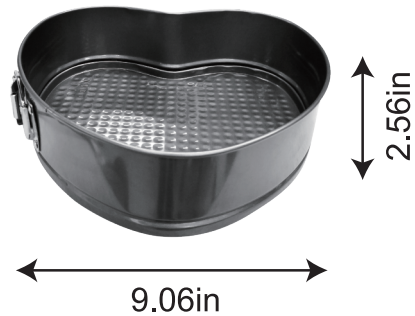


User Manual

Welcome

Thanks for purchasing of Nonstick Cake Pans Set. Please kindly read and follow the instruction manual carefully before use.

Product Overview

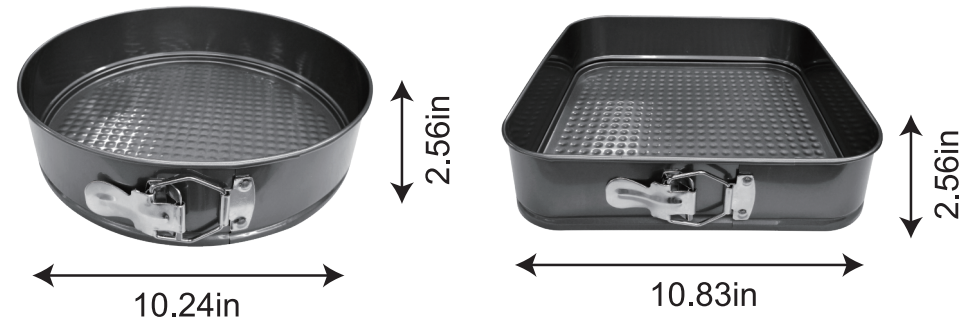
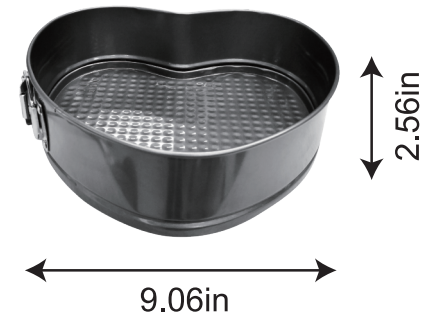


User Manual

Welcome

Thanks for purchasing of Nonstick Cake Pans Set. Please kindly read and follow the instruction manual carefully before use.

Product Overview



Specifications

* **Product Type:** Nonstick Cake Pan Set

* **Material:** Stainless Steel

* **Color:** Black

* **Product Size:**

Heart Shaped Cake Pan: 23x23x6.5cm / 9.06x9.06x2.56in (L×W×H)

Round Shaped Cake Pan: 26x26x6.5cm/ 10.24x10.24x2.56in (L×W×H)

Square Shaped Cake Pan: 27.5x27.5x6.5cm/ 10.83x10.83x2.56in (L×W×H)

* **Product Weight:**

Heart Shaped Cake Pan: 274g/0.61lbs

Round Shaped Cake Pan: 339g/0.75lbs

* **Square Shaped Cake Pan:** 406g/0.9lbs

Product Introduction

Our Nonstick & Leak-Proof Cake Pan Set is made of stainless steel with free nonstick coating, which is safe to work with microwave oven. The nonstick surfaces of the pans make it easier for you to take the cake out without damaging its structure or texture. Its spring latch offers a tight leak-proof seal. There are 3-size cake pans pet (9 inch, 10 inch, 11 inch) in different shapes (heart shape, round shape, square shape) making it ideal for all types of cakes, such as pies, cheesecake, desserts, ice cream cake and so on. Features springform design, its buckle allows quick release of baked goods, easy handling and precise closure of baked goods. It's great gift for the people who begin to learn making cakes.

Using Instruction

1. Pour the butter into the pan.
2. Put the pan into microwave oven.
3. Take out the cake with anti-hot baking gloves after 15 minutes.
4. Loosen the spring buckle.
5. Release the baked cake.
6. Wash the pan in warm water with soft cloth and wipe it.

Cleaning Notice

* Please hand wash only after your use.

* Choose soft tools and mild detergent when you clean it to protect non-stick coating.

* Avoid sharp and rough tools to scratch the pan.

Specifications

* **Product Type:** Nonstick Cake Pan Set

* **Material:** Stainless Steel

* **Color:** Black

* **Product Size:**

Heart Shaped Cake Pan: 23x23x6.5cm / 9.06x9.06x2.56in (L×W×H)

Round Shaped Cake Pan: 26x26x6.5cm/ 10.24x10.24x2.56in (L×W×H)

Square Shaped Cake Pan: 27.5x27.5x6.5cm/ 10.83x10.83x2.56in (L×W×H)

* **Product Weight:**

Heart Shaped Cake Pan: 274g/0.61lbs

Round Shaped Cake Pan: 339g/0.75lbs

* **Square Shaped Cake Pan:** 406g/0.9lbs

Product Introduction

Our Nonstick & Leak-Proof Cake Pan Set is made of stainless steel with free nonstick coating, which is safe to work with microwave oven. The nonstick surfaces of the pans make it easier for you to take the cake out without damaging its structure or texture. Its spring latch offers a tight leak-proof seal. There are 3-size cake pans pet (9 inch, 10 inch, 11 inch) in different shapes (heart shape, round shape, square shape) making it ideal for all types of cakes, such as pies, cheesecake, desserts, ice cream cake and so on. Features springform design, its buckle allows quick release of baked goods, easy handling and precise closure of baked goods. It's great gift for the people who begin to learn making cakes.

Using Instruction

1. Pour the butter into the pan.
2. Put the pan into microwave oven.
3. Take out the cake with anti-hot baking gloves after 15 minutes.
4. Loosen the spring buckle.
5. Release the baked cake.
6. Wash the pan in warm water with soft cloth and wipe it.

Cleaning Notice

* Please hand wash only after your use.

* Choose soft tools and mild detergent when you clean it to protect non-stick coating.

* Avoid sharp and rough tools to scratch the pan.