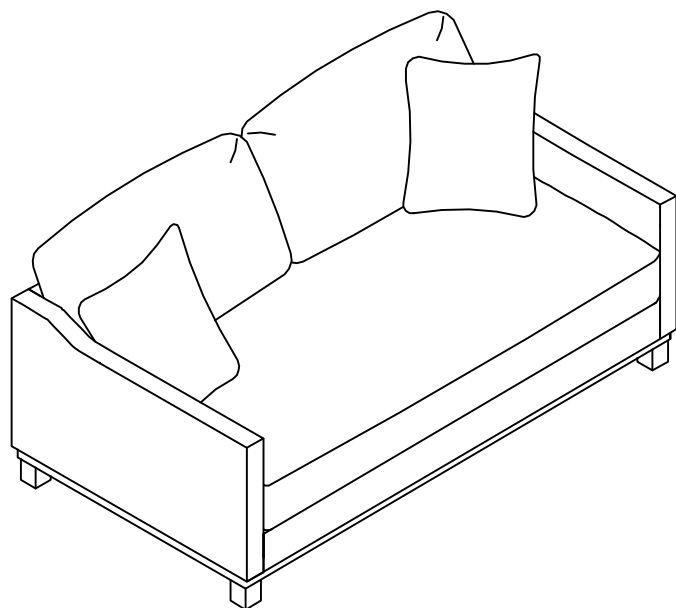
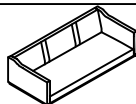
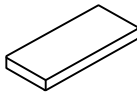







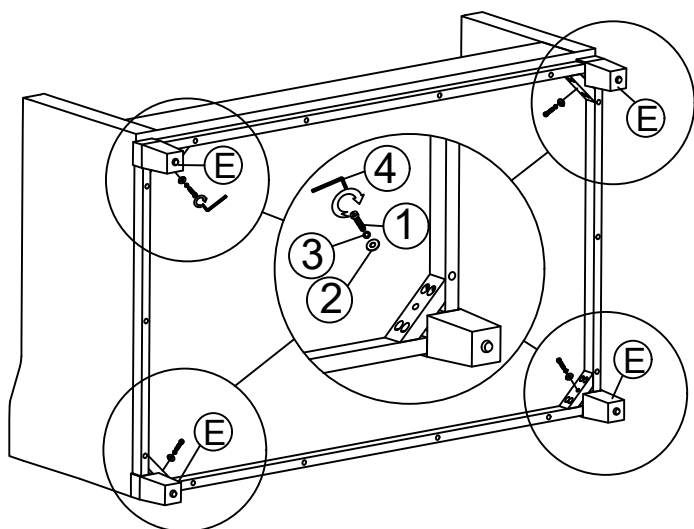


Assembly Instruction Loveseat



No	PART LIST		Q'TY
A	Loveseat		1PC
B	Seat Cushion		1PC
C	Back Cushion		2 PCS
D	Pillow		2PCS
E	Leg		4PCS
No	HARD WARE LIST		Q'TY
1	Hex Bolts	 5/16"50mm	4PCS
2	Washers	 5/16**19*2mm	4PCS
3	Spring Washers	 5/16**13*1.5mm	4PCS
4	Allen Key		1PC

STEP 1



1. Attach the Legs (E) with Loveseat.

FINISH

