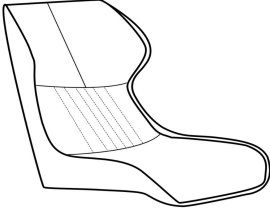

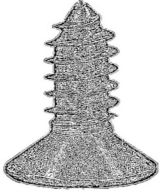

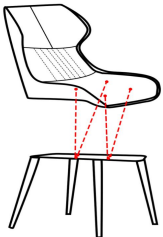



一.HARDWARE LIST

	cushion
	Chair frame
	screw
	Installation tool

二.INSTALLATION TUTORIAL

	1. Ensure that the seat cushion corresponds to the shelf hole, and then insert and tighten the screws.
	2. After all screws are installed, test the balance of the chair