

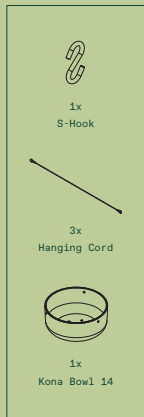
veradek — outdoor

meet you
outside.

mason series

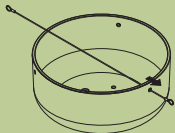
#myveradek
veradek.com
@veradek

hanging kona bowl assembly instructions



1

Thread one end of the Hanging Cord through one of the holes in the planter



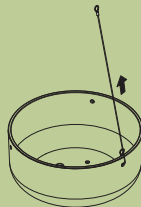
2

Pull this end through the eye-hole of the other end of the cord.



3

Pull the cord all the way through and repeat for all other holes/cords



4

Hook the ends of cords onto the S-Hook to complete

