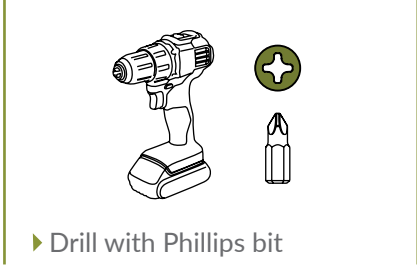
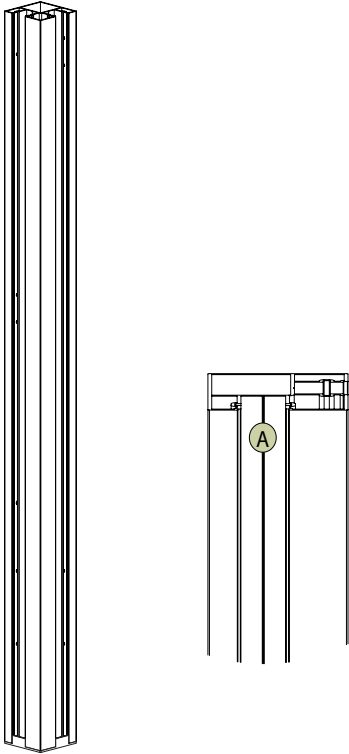
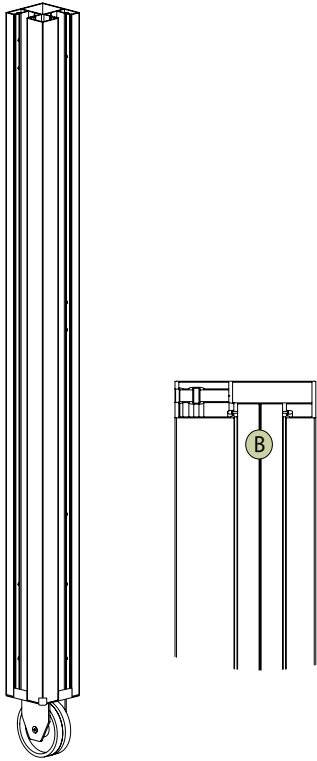


LAY OUT MATERIALS

► Tools required for a smoother installation experience.

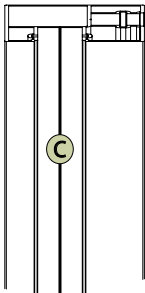
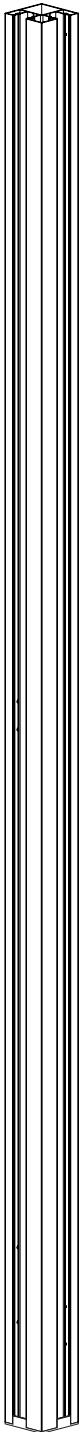


POSTS

 <p>A Post A (1) 2 3/4" x 2 3/4" x 40"</p>	 <p>B Post B (1) 2 3/4" x 2 3/4" x 40"</p>
---	---

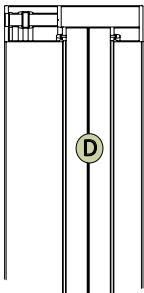

LAY OUT MATERIALS

POSTS



C

Post C (1)
2³/₄" x 2³/₄" x 75³/₈"

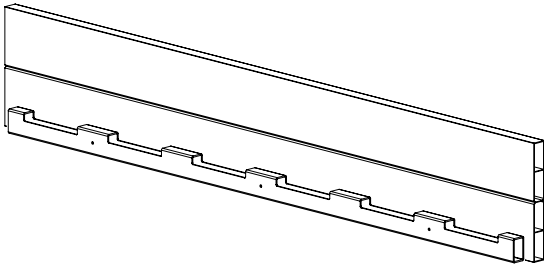


D

Post D (1)
2³/₄" x 2³/₄" x 75³/₈"

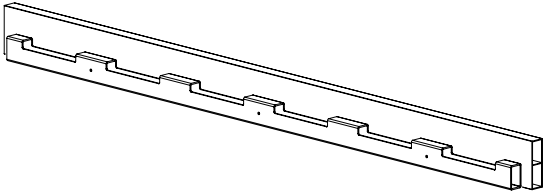
LAY OUT MATERIALS

WALLS



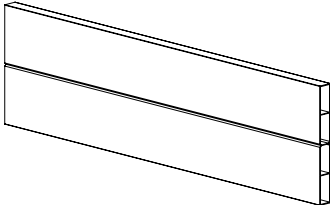
E

Bottom Board Long - Front (1)
 $44\frac{1}{4}'' \times 7\frac{3}{8}'' \times \frac{7}{8}''$



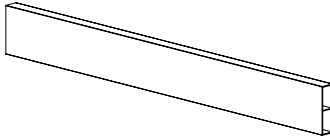
F

Bottom Board Long - Back (1)
 $44\frac{1}{4}'' \times 3'' \times \frac{7}{8}''$



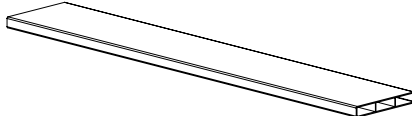
G

Short Bottom Board (2)
 $26\frac{3}{8}'' \times 7\frac{3}{8}'' \times \frac{7}{8}''$



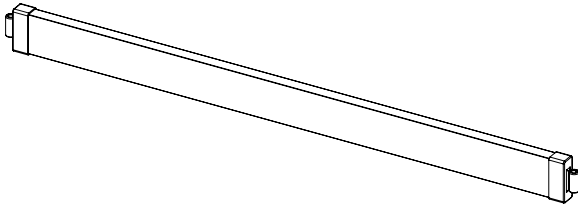
H

Short Slat (4)
 $26\frac{3}{8}'' \times 3'' \times \frac{7}{8}''$



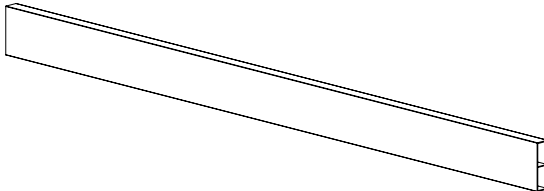
I

Floor Boards (6)
 $26\frac{7}{8}'' \times 4\frac{1}{2}'' \times \frac{7}{8}''$



J

Long Adjustable Slat (1)
 $42'' \times 3'' \times \frac{7}{8}''$



K

Long Slats (18)
 $44\frac{1}{4}'' \times 3'' \times \frac{7}{8}''$

LAY OUT MATERIALS

FILLERS

Note: Refer to bag labels during installation

L



Post Filler (38)
1" x 1" x 3/8"

M



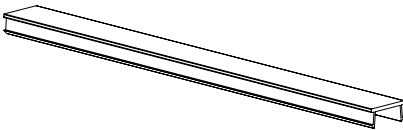
Post Filler (4)
3 3/8" x 1" x 3/8"

N



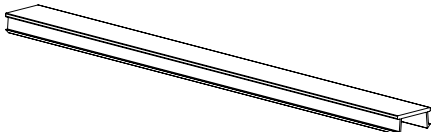
Post Filler (2)
8 1/2" x 1" x 3/8"

O



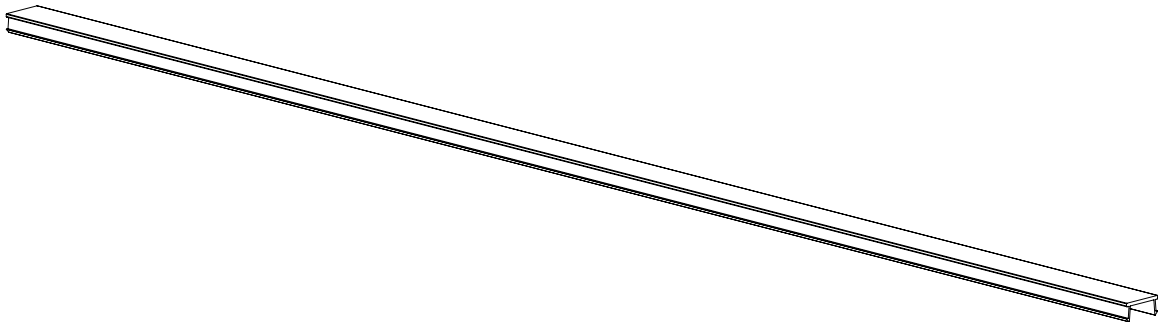
Post Filler (8)
11 1/8" x 1" x 1/8"

P



Post Filler (2)
11 1/2" x 1" x 1/8"

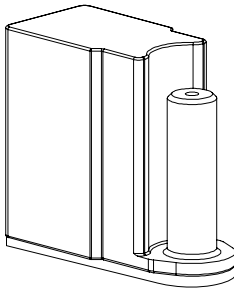
Q



Post Filler (2)
35 1/2" x 1" x 3/8"

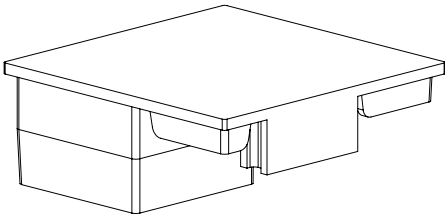
LAY OUT MATERIALS

HARDWARE & ACCESSORIES



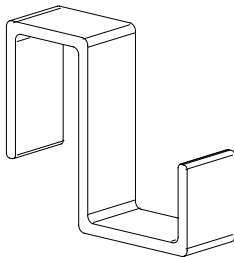
R

Post Hinge (4)




S

Post Cap (4)



T

Towel Hook (6)

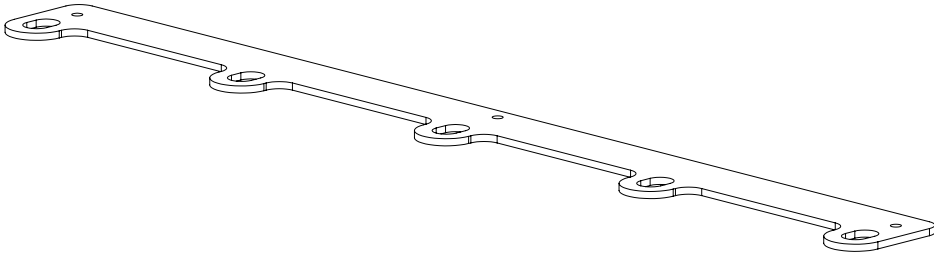


U

Long Self-Drilling Screws (40)
2.5"

LAY OUT MATERIALS

HARDWARE & ACCESSORIES




V

Bungee Connector (2)



W

Bungee (3)



X

Mesh Bags (2)