

**Pls Check to make sure you have all parts otherwise contact local retailer or customer service

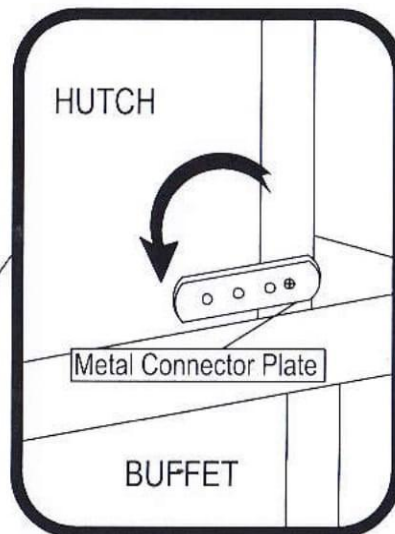
Thank You for purchasing this Quality product. It has been engineered for easy assembly yet constructed for durability. Please take the time to read and follow the instruction while assembling.

ASSEMBLY INSTRUCTION

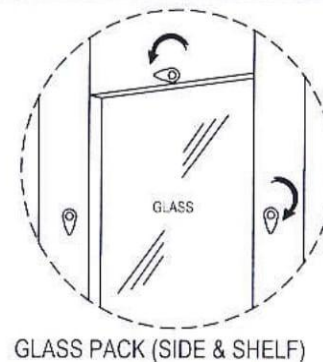
HUTCH & BUFFET

METAL CONNECTOR FITTING INSTRUCTION

STEP 1

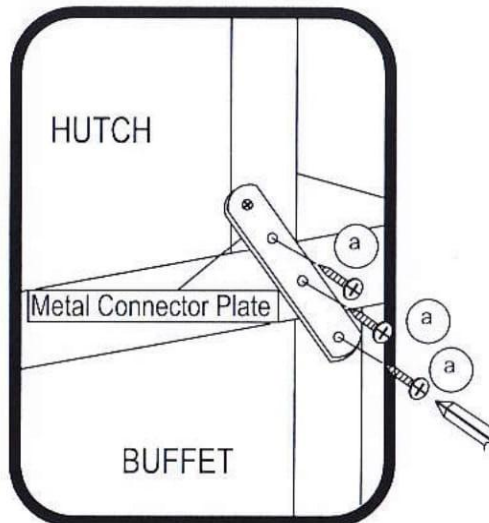


* GLASSES NEED TO BE INSTALLED .




GLASS PACK (SIDE & SHELF)

STEP 2



GLASS PACK (DOOR)



List of Part For 1 Set

01		HUTCH	1
02		BUFFET	1

List of hardware For 1 Set

a		CSKCB SCREW M4 x 20mm	6
b		GLASS PACK (SIDE & SHELF)	1 SET
c		GLASS PACK (DOOR)	1 SET

⚠ Important Notes

- * Keep all hardware parts out of reach of children.
- * Must tighten screws periodically. With use screws will become loose. Check tightness of all screws every 6-8 weeks.
- * Don't attempt to repair or modify parts that are broken or defective. Please contact the store immediately.
- * Do not tighten all screw / bolt until all completely assembled