

# Charm School Glass Tile

**DISCONTINUED SERIES**  
**LIMITED SIZES/COLORS AVAILABLE**



## Sizes (shown in Steel)

2 x 16


2 x 12

2 x 8

4 x 8

4 x 12

4 x 16



**2 x 2 Blends**  
(shown in Summer Blend)  
All 5 blends available  
Mesh mounted on a  
12 inch x 12 inch sheet  
(298mm x 298mm)



Jewel Blend

Fun and sophisticated at the same time, Charm School is tastefully timeless with its clean linear delivery and rich, cultivated finish. Express your unique style in ways that are filled with the promise of new horizons, budding awareness, and imminent adventures. Throw restraint to the wind as you embrace the fanciful blended mosaics of colorful triangles while you allow yourself the comfort of remaining grounded in a soothingly soft palette of solids.

## Features and Benefits

- Eight solid colors and five dazzling mosaic blends expand sensory horizons
- Six solid color linear formats allow for creative expression: 2 x 8, 2 x 12, 2 x 16, 4 x 8, 4 x 12, 4 x 16
- Charm School features five exciting (but well-mannered) mesh-mounted 2 x 2 mosaic blends
- Suitable for interior wall applications in wet or dry locations and exterior covered walls
- Only Charm School's 2 x 2 mosaics may be used for swimming pool waterlines

## Sizes

### Field Tile

Description	Nominal (in)	Actual (mm)	Thickness (mm)
Solids	2 x 8	48 x 198	6
	2 x 12	48 x 298	6
	2 x 16	48 x 398	6
	4 x 8	98 x 198	6
	4 x 12	98 x 298	6
	4 x 16	98 x 398	6
Blends*	2 x 2	48 x 48	6

\* Mounted on 12x12 sheet. Actual size of mounted sheet is 298 x 298 with a recommended 2mm grout joint.

## Shade & Texture Index

Charm School has a shade variation of V1.



This tile product is produced with a V1 variation. Differences among pieces from the same production run are minimal. Inspect the product upon delivery and for best results, blend tile from several cartons during installation.

## Recommended Uses

Charm School may be used for interior walls in wet or dry locations. Charm School mosaics may be used in vertical swimming pool applications, along the water line only.

## Easy-Clean Surface


Regular cleaning is the best way to keep Charm School tile looking good for years to come. Use clean, hot water (combined with a household cleaner for more aggressive cleaning). Rinse thoroughly and dry with a soft cloth to prevent water spots. No waxes or sealers are needed.

# Charm School Glass Tile


DISCONTINUED SERIES  
LIMITED SIZES/COLORS AVAILABLE



## Available Colors



Snow



Black




Greige



Light Grey




Taupe



Grey




Pewter




Steel


## Mosaic Blends




Spring Blend




Summer Blend



Winter Blend



Jewel Blend



Fall Blend